

# Names, Scope, and Bindings

Stephen A. Edwards

Columbia University

Summer 2013



# What's In a Name?

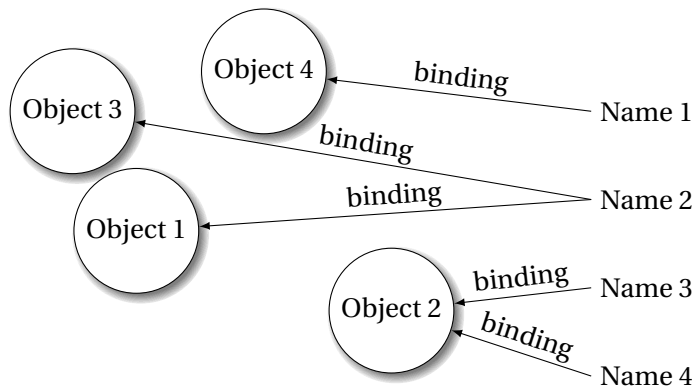
Name: way to refer to something else

variables, functions, namespaces, objects, types

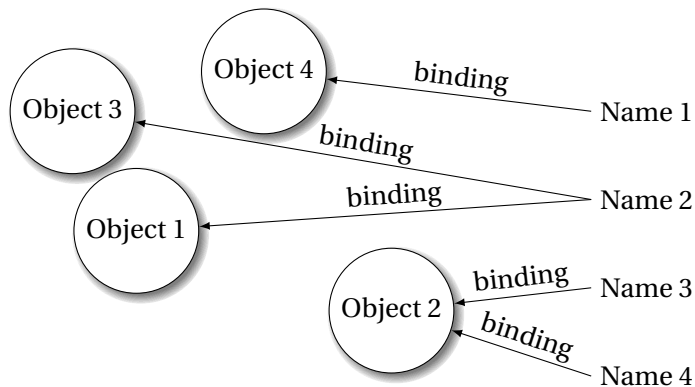
```
if ( a < 3 ) {  
    int bar = baz(a + 2);  
    int a = 10;  
}
```



## Names, Objects, and Bindings



## Names, Objects, and Bindings



When are objects created and destroyed?

When are names created and destroyed?

When are bindings created and destroyed?

# Part I

## Object Lifetimes



# Object Lifetimes

The objects considered here are regions in memory.

Three principal storage allocation mechanisms:

1. Static

Objects created when program is compiled, persists throughout run

2. Stack

Objects created/destroyed in last-in, first-out order. Usually associated with function calls.

3. Heap

Objects created/deleted in any order, possibly with automatic garbage collection.

# Static Objects

```
class Example {  
    public static final int a = 3;  
  
    public void hello() {  
        System.out.println("Hello");  
    }  
}
```

Static class variable

Code for hello method

String constant "Hello"

Information about the Example class

# Static Objects

## Advantages:

- Zero-cost memory management

- Often faster access (address a constant)

- No out-of-memory danger


## Disadvantages:

- Size and number must be known beforehand

- Wasteful if sharing is possible



# Stack-Allocated Objects



Natural for supporting recursion.

Idea: some objects persist from when a procedure is called to when it returns.

Naturally implemented with a stack: linear array of memory that grows and shrinks at only one boundary.

Each invocation of a procedure gets its own *frame* (*activation record*) where it stores its own local variables and bookkeeping information.

# Stack-Based Computing

Reverse Polish Notation derived from the (prefix) Polish notation invented by Jan Łukasiewicz in the 1920s.

$1 + 2 * 3$  vs.  $1 2 3 * +$



## Stack-Based Languages

The FORTH language is stack-based. Very easy to implement cheaply on small processors.

The PostScript language is also stack-based.

Programs are written in Reverse Polish Notation:

```
2 3 * 4 5 * + . ( . is print top-of-stack)
```

```
26 OK
```

# FORTH

```
: CHANGE      0      ;
: QUARTERS 25 * + ;
: DIMES     10 * + ;
: NICKELS   5 * + ;
: PENNIES           + ;
: INTO 25 /MOD CR . ." QUARTERS"
      10 /MOD CR . ." DIMES"
      5 /MOD CR . ." NICKELS"
      CR . ." PENNIES" ;
CHANGE 3 QUARTERS 6 DIMES 10 NICKELS
112 PENNIES INTO
11 QUARTERS
2 DIMES
0 NICKELS
2 PENNIES
```

# FORTH

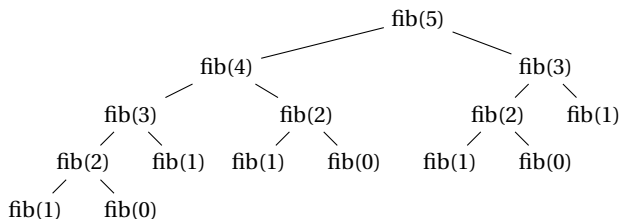
Definitions are stored on a stack. FORGET discards the given definition and all that came after.

```
: FOO ." Stephen" ;  
: BAR ." Nina" ;  
: FOO ." Edwards" ;  
FOO Edwards  
BAR Nina  
FORGET FOO    ( Forgets most-recent FOO)  
FOO Stephen  
BAR Nina  
FORGET FOO    ( Forgets FOO and BAR)  
FOO FOO ?  
BAR BAR ?
```

## Stack Frames/Activation Records

*What do you need to save across a recursive call?*

```
int fib(int n) {  
    if (n<2) return 1;  
    else return fib(n-1) + fib(n-2);  
}
```



## What to save?

(Real C)

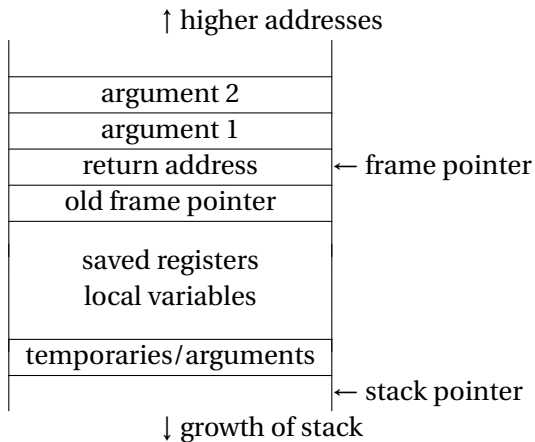
```
int fib(int n) {  
    if (n<2)  
        return 1;  
    else  
        return  
            fib(n-1)  
            +  
            fib(n-2);  
}
```

(Assembly-like C)

```
int fib(int n) {  
    int tmp1, tmp2, tmp3;  
    tmp1 = n < 2;  
    if (!tmp1) goto L1;  
    return 1;  
L1: tmp1 = n - 1;  
    tmp2 = fib(tmp1);  
L2: tmp1 = n - 2;  
    tmp3 = fib(tmp1);  
L3: tmp1 = tmp2 + tmp3;  
    return tmp1;  
}
```


Need to be able to resume from L2 and L3. *What do we need there?*

## Typical Stack Layout





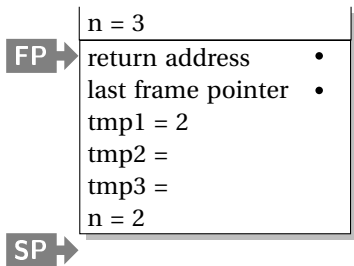
## Executing fib(3)



```
int fib(int n) {
    int tmp1, tmp2, tmp3;
    tmp1 = n < 2;
    if (!tmp1) goto L1;
    return 1;
L1: tmp1 = n - 1;
    tmp2 = fib(tmp1);
L2: tmp1 = n - 2;
    tmp3 = fib(tmp1);
L3: tmp1 = tmp2 + tmp3;
    return tmp1;
}
```

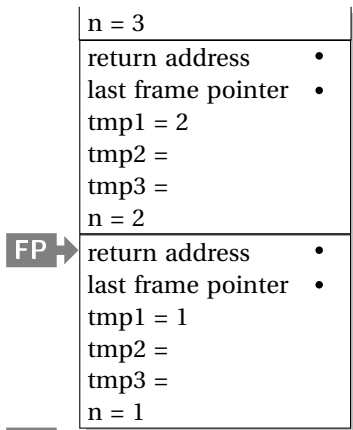
## Executing fib(3)

```
int fib(int n) {  
    int tmp1, tmp2, tmp3;  
    tmp1 = n < 2;  
    if (!tmp1) goto L1;  
    return 1;  
L1: tmp1 = n - 1;  
    tmp2 = fib(tmp1);  
L2: tmp1 = n - 2;  
    tmp3 = fib(tmp1);  
L3: tmp1 = tmp2 + tmp3;  
    return tmp1;  
}
```

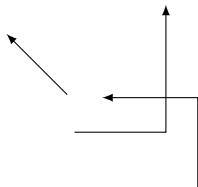


## Executing fib(3)

```
int fib(int n) {  
    int tmp1, tmp2, tmp3;  
    tmp1 = n < 2;  
    if (!tmp1) goto L1;  
    return 1;  
L1: tmp1 = n - 1;  
    tmp2 = fib(tmp1);  
L2: tmp1 = n - 2;  
    tmp3 = fib(tmp1);  
L3: tmp1 = tmp2 + tmp3;  
    return tmp1;  
}
```

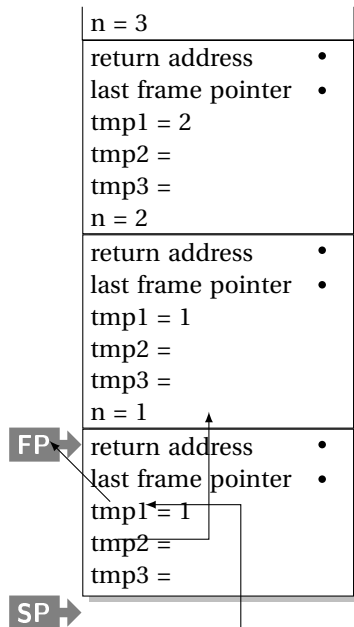


SP →



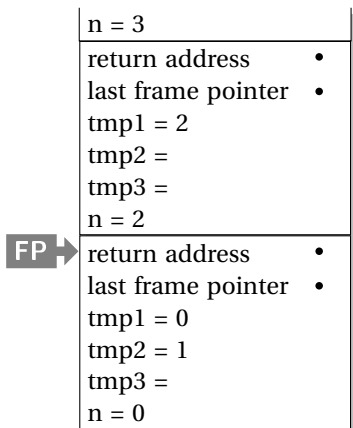
## Executing fib(3)

```
int fib(int n) {
    int tmp1, tmp2, tmp3;
    tmp1 = n < 2;
    if (!tmp1) goto L1;
    return 1;
L1: tmp1 = n - 1;
    tmp2 = fib(tmp1);
L2: tmp1 = n - 2;
    tmp3 = fib(tmp1);
L3: tmp1 = tmp2 + tmp3;
    return tmp1;
}
```

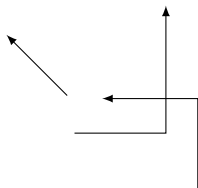


## Executing fib(3)

```
int fib(int n) {
    int tmp1, tmp2, tmp3;
    tmp1 = n < 2;
    if (!tmp1) goto L1;
    return 1;
L1: tmp1 = n - 1;
    tmp2 = fib(tmp1);
L2: tmp1 = n - 2;
    tmp3 = fib(tmp1);
L3: tmp1 = tmp2 + tmp3;
    return tmp1;
}
```

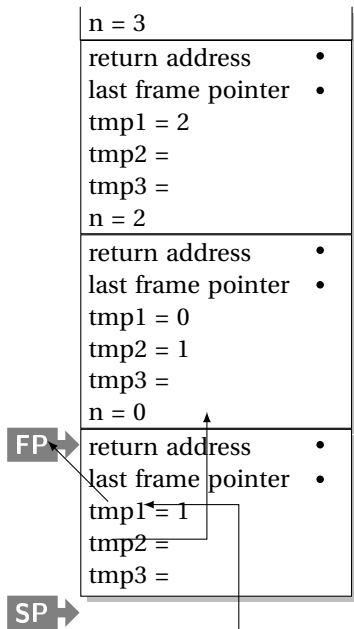


SP →



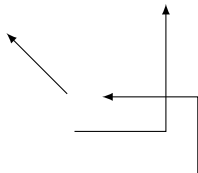
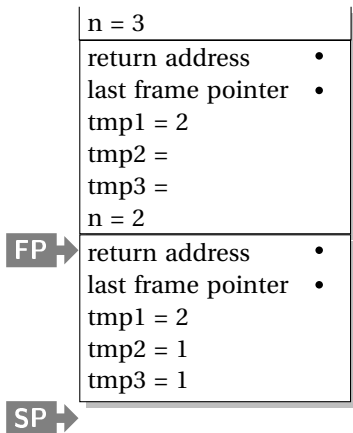
## Executing fib(3)

```
int fib(int n) {  
    int tmp1, tmp2, tmp3;  
    tmp1 = n < 2;  
    if (!tmp1) goto L1;  
    return 1;  
L1: tmp1 = n - 1;  
    tmp2 = fib(tmp1);  
L2: tmp1 = n - 2;  
    tmp3 = fib(tmp1);  
L3: tmp1 = tmp2 + tmp3;  
    return tmp1;  
}
```



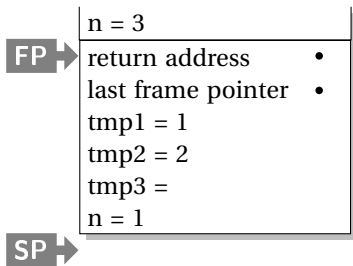
## Executing fib(3)

```
int fib(int n) {  
    int tmp1, tmp2, tmp3;  
    tmp1 = n < 2;  
    if (!tmp1) goto L1;  
    return 1;  
L1: tmp1 = n - 1;  
    tmp2 = fib(tmp1);  
L2: tmp1 = n - 2;  
    tmp3 = fib(tmp1);  
L3: tmp1 = tmp2 + tmp3;  
    return tmp1;  
}
```



## Executing fib(3)

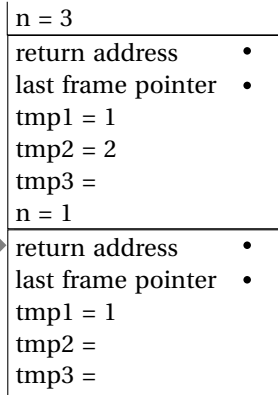
```
int fib(int n) {  
    int tmp1, tmp2, tmp3;  
    tmp1 = n < 2;  
    if (!tmp1) goto L1;  
    return 1;  
L1: tmp1 = n - 1;  
    tmp2 = fib(tmp1);  
L2: tmp1 = n - 2;  
    tmp3 = fib(tmp1);  
L3: tmp1 = tmp2 + tmp3;  
    return tmp1;  
}
```



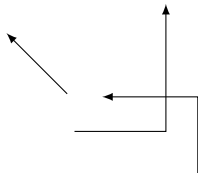


## Executing fib(3)

```
int fib(int n) {  
    int tmp1, tmp2, tmp3;  
    tmp1 = n < 2;  
    if (!tmp1) goto L1;  
    return 1;  
L1: tmp1 = n - 1;  
    tmp2 = fib(tmp1);  
L2: tmp1 = n - 2;  
    tmp3 = fib(tmp1);  
L3: tmp1 = tmp2 + tmp3;  
    return tmp1;  
}
```

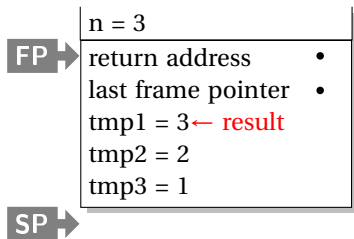


SP →



## Executing fib(3)

```
int fib(int n) {
    int tmp1, tmp2, tmp3;
    tmp1 = n < 2;
    if (!tmp1) goto L1;
    return 1;
L1: tmp1 = n - 1;
    tmp2 = fib(tmp1);
L2: tmp1 = n - 2;
    tmp3 = fib(tmp1);
L3: tmp1 = tmp2 + tmp3;
    return tmp1;
}
```



# Heap-Allocated Storage

Static works when you know everything beforehand and always need it.

Stack enables, but also requires, recursive behavior.

A *heap* is a region of memory where blocks can be allocated and deallocated in any order.

(These heaps are different than those in, e.g., heapsort)

## Dynamic Storage Allocation in C

```
struct point {
    int x, y;
};

int play_with_points(int n)
{
    int i;
    struct point *points;

    points = malloc(n * sizeof(struct point));

    for ( i = 0 ; i < n ; i++ ) {
        points[i].x = random();
        points[i].y = random();
    }

    /* do something with the array */

    free(points);
}
```

# Dynamic Storage Allocation



# Dynamic Storage Allocation



↓ free(  )

# Dynamic Storage Allocation



↓ free(  )



# Dynamic Storage Allocation



↓ free( [medium gray box] )



↓ malloc( [medium gray box] )



# Dynamic Storage Allocation



↓ free(  )



↓ malloc(  )



# Dynamic Storage Allocation

Rules:

Each allocated block contiguous (no holes)

Blocks stay fixed once allocated

`malloc()`

Find an area large enough for requested block

Mark memory as allocated

`free()`

Mark the block as unallocated



# Simple Dynamic Storage Allocation

Maintaining information about free memory

Simplest: Linked list

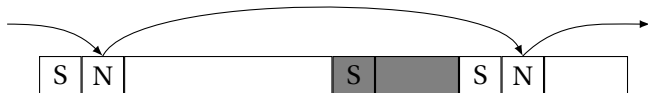
The algorithm for locating a suitable block

Simplest: First-fit

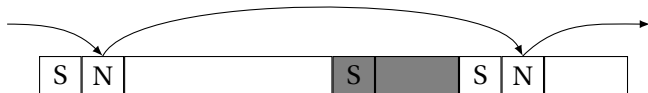
The algorithm for freeing an allocated block

Simplest: Coalesce adjacent free blocks

## Simple Dynamic Storage Allocation

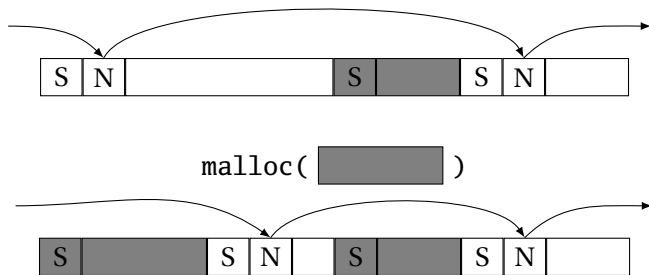


## Simple Dynamic Storage Allocation

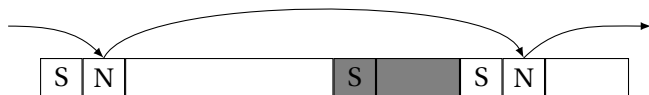


`malloc( [shaded box] )`

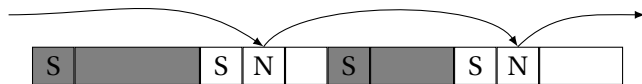
## Simple Dynamic Storage Allocation



# Simple Dynamic Storage Allocation

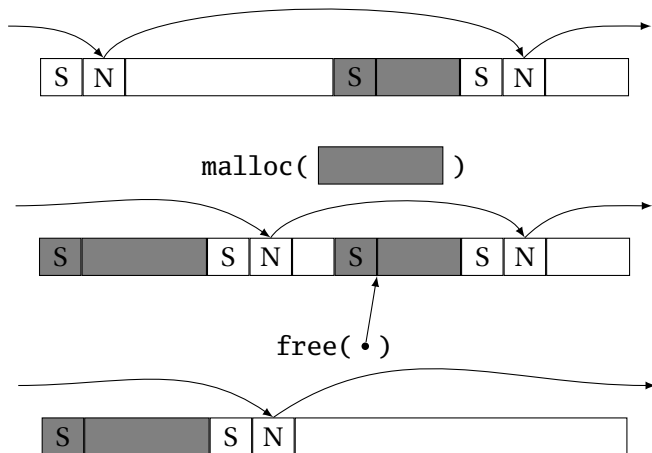


`malloc( [shaded] )`



`free( • )`

# Simple Dynamic Storage Allocation





# Dynamic Storage Allocation

Many, many other approaches.

Other “fit” algorithms

Segregation of objects by size

More clever data structures

# Heap Variants

Memory pools: Differently-managed heap areas

Stack-based pool: only free whole pool at once

- Nice for build-once data structures

Single-size-object pool:

- Fit, allocation, etc. much faster

- Good for object-oriented programs

# Fragmentation

malloc(  ) seven times give



free() four times gives



malloc(  ) ?

Need more memory; can't use fragmented memory.

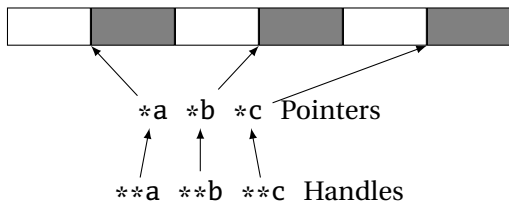
Hockey smile



# Fragmentation and Handles

Standard CS solution: Add another layer of indirection.

Always reference memory through “handles.”

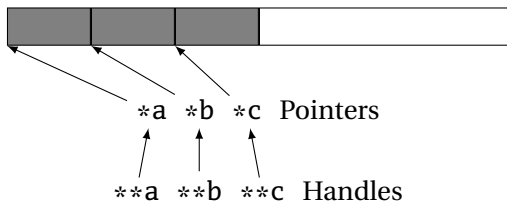


The original  
Macintosh did this  
to save memory.

# Fragmentation and Handles

Standard CS solution: Add another layer of indirection.

Always reference memory through “handles.”



The original Macintosh did this to save memory.

# Automatic Garbage Collection

Remove the need for explicit deallocation.

System periodically identifies reachable memory and frees unreachable memory.

Reference counting one approach.

Mark-and-sweep another: cures fragmentation.

Used in Java, O'Caml, other functional languages, etc.



# Automatic Garbage Collection

Challenges:

How do you identify all reachable memory?

(Start from program variables, walk all data structures.)

Circular structures defy reference counting:



Neither is reachable, yet both have non-zero reference counts.

Garbage collectors often conservative: don't try to collect everything, just that which is definitely garbage.

## Part II

### Scope

When are names created, visible, and destroyed?





# Scope

The scope of a name is the textual region in the program in which the binding is active.

Static scoping: active names only a function of program text.

Dynamic scoping: active names a function of run-time behavior.

## Scope: Why Bother?

Scope is not necessary. Languages such as assembly have exactly one scope: the whole program.

Reason: Information hiding and modularity.

Goal of any language is to make the programmer's job simpler.

One way: keep things isolated.

Make each thing only affect a limited area.

Make it hard to break something far away.

## Basic Static Scope in C, C++, Java, etc.

A name begins life where it is declared and ends at the end of its block.

From the CLRM, “The scope of an identifier declared at the head of a block begins at the end of its declarator, and persists to the end of the block.”

```
void foo()  
{  
    int x;  
  
}  
}
```

## Hiding a Definition

Nested scopes can hide earlier definitions, giving a hole.

From the CLR, “If an identifier is explicitly declared at the head of a block, including the block constituting a function, any declaration of the identifier outside the block is suspended until the end of the block.”

```
void foo()  
{  
  int x; [REDACTED]  
  while ( a < 10 ) {  
    int x;  
  } [REDACTED]  
}
```

## Static Scoping in Java

```
public void example() {  
    // x, y, z not visible  
  
    int x;  
    // x visible  
  
    for ( int y = 1 ; y < 10 ; y++ ) {  
        // x, y visible  
  
        int z;  
        // x, y, z visible  
    }  
  
    // x visible  
}
```

## Basic Static Scope in O'Caml

A name is bound after the “in” clause of a “let.” If the name is re-bound, the binding takes effect *after* the “in.”

```
let x = 8 in  
  
let x = x + 1 in
```

Returns the pair (12, 8):

```
let x = 8 in  
(let x = x + 2 in  
  x + 2),  
x
```

## Let Rec in O'Caml

The “rec” keyword makes a name visible to its definition. This only makes sense for functions.

```
let rec fib i =  
  if i < 1 then 1 else  
    fib (i-1) + fib (i-2)  
in  
  fib 5
```

```
(* Nonsensical *)  
let rec x = x + 3 in
```

## Let...and in O'Caml

Let...and lets you bind multiple names at once. Definitions are not mutually visible unless marked "rec."

```
let x = 8
and y = 9 in
```

```
let rec fac n =
  if n < 2 then
    1
  else
    n * fac1 n
and fac1 n = fac (n - 1)
in
fac 5
```



## Nesting Function Definitions

```
let articles words =  
  let report w =  
    let count = List.length  
      (List.filter ((=) w) words)  
    in w ^ ": " ^  
      string_of_int count  
  in String.concat ", "  
    (List.map report ["a"; "the"])  
in articles  
  ["the"; "plt"; "class"; "is";  
   "a"; "pain"; "in";  
   "the"; "butt"]
```

```
let count words w = List.length  
  (List.filter ((=) w) words) in  
let report words w = w ^ ": " ^  
  string_of_int (count words w) in  
let articles words =  
  String.concat ", "  
  (List.map (report words)  
   ["a"; "the"]) in  
articles  
  ["the"; "plt"; "class"; "is";  
   "a"; "pain"; "in";  
   "the"; "butt"]
```

Produces “a: 1, the: 2”

# Implementing Nested Functions with Static Links

(static link) •

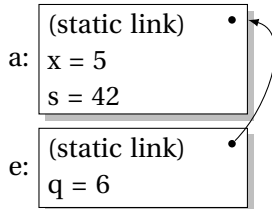
a: x = 5  
s = 42

```
let a x s =  
  let b y =  
    let c z = z + s in  
    let d w = c (w+1) in  
    d (y+1) in (* b *)  
  let e q = b (q+1) in  
  e (x+1) (* a *)
```

What does “a 5 42” evaluate to?

## Implementing Nested Functions with Static Links

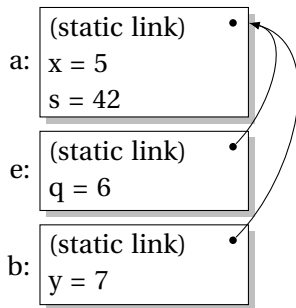
```
let a x s =  
  let b y =  
    let c z = z + s in  
    let d w = c (w+1) in  
    d (y+1) in (* b *)  
  let e q = b (q+1) in  
  e (x+1) (* a *)
```



What does “a 5 42” evaluate to?

# Implementing Nested Functions with Static Links

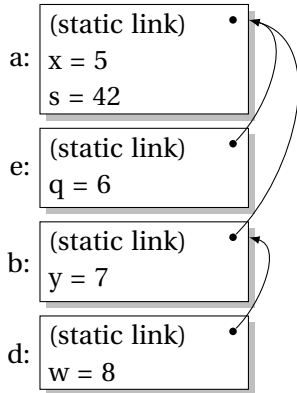
```
let a x s =  
  let b y =  
    let c z = z + s in  
    let d w = c (w+1) in  
    d (y+1) in (* b *)  
  let e q = b (q+1) in  
e (x+1) (* a *)
```



What does “a 5 42” evaluate to?

# Implementing Nested Functions with Static Links

```
let a x s =  
  let b y =  
    let c z = z + s in  
    let d w = c (w+1) in  
    d (y+1) in (* b *)  
  let e q = b (q+1) in  
e (x+1) (* a *)
```

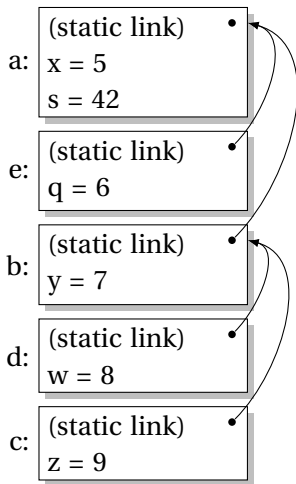


What does “a 5 42” evaluate to?

# Implementing Nested Functions with Static Links

```
let a x s =  
  let b y =  
    let c z = z + s in  
    let d w = c (w+1) in  
    d (y+1) in (* b *)  
  let e q = b (q+1) in  
e (x+1) (* a *)
```

What does “a 5 42” evaluate to?



## Nested Subroutines in Pascal

```
procedure mergesort;  
var N : integer;  
  
    procedure split;  
    var I : integer;  
    begin  
        ...  
    end  
  
    procedure merge;  
    var J : integer;  
    begin  
        ...  
    end  
  
begin  
    ...  
end
```



# Dynamic Definitions in TeX

```
% \x, \y undefined
{
  % \x, \y undefined
  \def \x 1
  % \x defined, \y undefined

  \ifnum \a < 5
    \def \y 2
  \fi

  % \x defined, \y may be undefined
}
% \x, \y undefined
```



## Static vs. Dynamic Scope

```
program example;  
var a : integer; (* Outer a *)  
  
  procedure seta;  
  begin  
    a := 1 (* Which a does this change? *)  
  end  
  
  procedure locala;  
  var a : integer; (* Inner a *)  
  begin  
    seta  
  end  
  
begin  
  a := 2;  
  if (readln() = 'b')  
    locala  
  else  
    seta;  
  writeln(a)  
end
```

## Static vs. Dynamic Scope

Most languages now use static scoping.

Easier to understand, harder to break programs.

Advantage of dynamic scoping: ability to change environment.

A way to surreptitiously pass additional parameters.

# Application of Dynamic Scoping

```
program messages;  
var message : string;  
  
  procedure complain;  
  begin  
    writeln(message);  
  end  
  
  procedure problem1;  
  var message : string;  
  begin  
    message := 'Out of memory';  
    complain  
  end  
  
  procedure problem2;  
  var message : string;  
  begin  
    message := 'Out of time';  
    complain  
  end
```

## Forward Declarations

Languages such as C, C++, and Pascal require *forward declarations* for mutually-recursive references.

```
int foo(void);  
int bar() { ... foo(); ... }  
int foo() { ... bar(); ... }
```

Partial side-effect of compiler implementations. Allows single-pass compilation.

## Open vs. Closed Scopes

An *open scope* begins life including the symbols in its outer scope.

Example: blocks in Java

```
{  
  int x;  
  for (;;) {  
    /* x visible here */  
  }  
}
```

A *closed scope* begins life devoid of symbols.

Example: structures in C.

```
struct foo {  
  int x;  
  float y;  
}
```

# Part III

## Overloading

What if there is more than one object for a name?



# Overloading versus Aliases

Overloading: two objects, one name

Alias: one object, two names

In C++,

```
int foo(int x) { ... }  
int foo(float x) { ... } // foo overloaded  
  
void bar()  
{  
    int x, *y;  
    y = &x; // Two names for x: x and *y  
}
```

# Examples of Overloading

Most languages overload arithmetic operators:

```
1 + 2           // Integer operation  
3.1415 + 3e-4  // Floating-point operation
```

Resolved by checking the *type* of the operands.

Context must provide enough hints to resolve the ambiguity.



# Function Name Overloading

C++ and Java allow functions/methods to be overloaded.

```
int    foo();  
int    foo(int a);    // OK: different # of args  
float  foo();        // Error: only return type  
int    foo(float a); // OK: different arg types
```

Useful when doing the same thing many different ways:

```
int add(int a, int b);  
float add(float a, float b);  
  
void print(int a);  
void print(float a);  
void print(char *s);
```

# Function Overloading in C++

Complex rules because of *promotions*:

```
int i;  
long int l;  
l + i
```

Integer promoted to long integer to do addition.

```
3.14159 + 2
```

Integer is promoted to double; addition is done as double.

## Function Overloading in C++

1. Match trying trivial conversions  
`int a[]` to `int *a`, `T` to `const T`, etc.
2. Match trying promotions  
`bool` to `int`, `float` to `double`, etc.
3. Match using standard conversions  
`int` to `double`, `double` to `int`
4. Match using user-defined conversions  
`operator int() const { return v; }`
5. Match using the elipsis . . .

Two matches at the same (lowest) level is ambiguous.

## Part IV

### Binding Time

When are bindings created and destroyed?

# Binding Time

When a name is connected to an object.

## **Bound when**

language designed

language implemented

Program written

compiled

linked

loaded

run

## **Examples**

if else

data widths

foo bar

static addresses, code

relative addresses

shared objects

heap-allocated objects

## Binding Time and Efficiency

Earlier binding time  $\Rightarrow$  more efficiency, less flexibility

Compiled code more efficient than interpreted because most decisions about what to execute made beforehand.

```
switch (statement) {  
  
  case add:  
    r = a + b;  
    break;  
  
  case sub:  
    r = a - b;  
    break;  
  
    /* ... */  
}
```

```
add %o1, %o2, %o3
```

# Binding Time and Efficiency

Dynamic method dispatch in OO languages:

```
class Box : Shape {  
    public void draw() { ... }  
}  
  
class Circle : Shape {  
    public void draw() { ... }  
}  
  
Shape s;  
s.draw(); /* Bound at run time */
```

## Binding Time and Efficiency

Interpreters better if language has the ability to create new programs on-the-fly.

Example: Ousterhout's Tcl language.

Scripting language originally interpreted, later byte-compiled.

Everything's a string.

```
set a 1
set b 2
puts "$a + $b = [expr $a + $b]"
```



## Binding Time and Efficiency

Tcl's `eval` runs its argument as a command.

Can be used to build new control structures.

```
proc ifforall {list pred ifstmt} {  
  foreach i $list {  
    if [expr $pred] { eval $ifstmt }  
  }  
}
```

```
iffforall {0 1 2} {$i % 2 == 0} {  
  puts "$i even"  
}
```

```
0 even
```

```
2 even
```

## Part V

# Binding Reference Environments

What happens when you take a snapshot of a subroutine?

## References to Subroutines

In many languages, you can create a reference to a subroutine and call it later. E.g., in C,

```
int foo(int x, int y) { /* ... */ }  
  
void bar()  
{  
    int (*f)(int, int) = foo;  
  
    (*f)(2, 3); /* invoke foo */  
}
```

Where does its environment come from?

## References to Subroutines

C is simple: no function nesting; only environment is the omnipresent global one. But what if there were?

```
typedef int (*ifunc)();

ifunc foo() {
    int a = 1;

    int bar() { return a; } /* this is not C */

    return bar;
}

int main() {
    ifunc f = foo(); /* returns bar */
    return (*f)(); /* call bar. a? */
}
```

# Reference Environments

FIXME: Continuations in Javascript

Passing functions around in O'Caml: environments