

## Review for the Final

COMS W4115

Prof. Stephen A. Edwards  
Fall 2007

Columbia University  
Department of Computer Science

## The Final

70 minutes

4–5 problems

Closed book

One single-sided 8.5 × 11 sheet of notes of your own devising

Comprehensive: Anything discussed in class is fair game

Little, if any, programming.

Ability to write ANTLR/C/Java/Prolog/ML syntax not required

Broad knowledge of languages discussed

## Topics 1

Structure of a Compiler

Scripting Languages

Scanning and Parsing

Regular Expressions

Context-Free Grammars

Top-down Parsing

Bottom-up Parsing

ASTs

Name, Scope, and Bindings

Control-flow constructs

## Topics 2

Types

Static Semantic Analysis

Code Generation

Functional Programming (ML, Lambda Calculus)

Logic Programming (Prolog)

## Compiling a Simple Program

```
int gcd(int a, int b)
{
  while (a != b) {
    if (a > b) a -= b;
    else b -= a;
  }
  return a;
}
```

## What the Compiler Sees

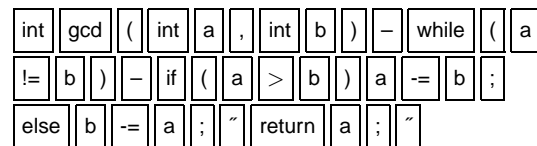
```
int gcd(int a, int b)
{
  while (a != b) {
    if (a > b) a -= b;
    else b -= a;
  }
  return a;
}

i n t s p g c d ( i n t s p a , s p i
n t s p b ) n l { n l s p s p w h i l e s p
( a s p ! = s p b ) s p { n l s p s p s p i
f s p ( a s p > s p b ) s p a s p - = s p b
; n l s p s p s p e l s e s p b s p - = s p
a ; n l s p s p } n l s p s p r e t u r n s p
a ; n l } n l
```

Text file is a sequence of characters

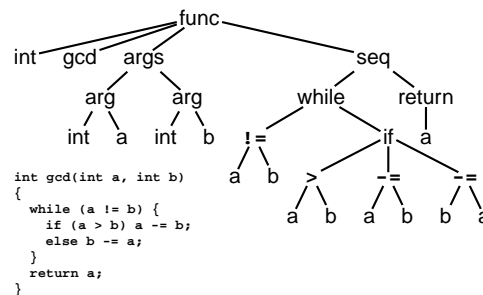
## Lexical Analysis Gives Tokens

```
int gcd(int a, int b)
{
  while (a != b) {
    if (a > b) a -= b;
    else b -= a;
  }
  return a;
}
```



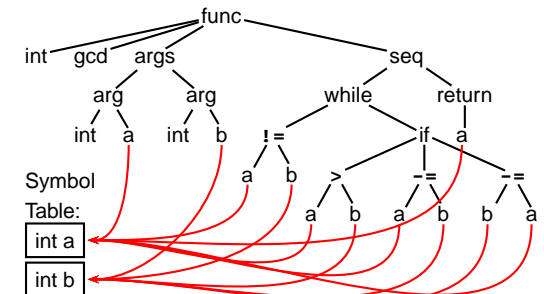
A stream of tokens. Whitespace, comments removed.

## Parsing Gives an AST



Abstract syntax tree built from parsing rules.

## Semantic Analysis Resolves Symbols



Types checked; references to symbols resolved

## Translation into 3-Address Code

```

L0: sne $1, a, b
    seq $0, $1, 0
    btrue $0, L1 % while (a != b)
    sl $3, b, a
    seq $2, $3, 0
    btrue $2, L4 % if (a < b)
    sub a, a, b % a -= b
    jmp L5
L4: sub b, b, a % b -= a
L5: jmp L0
L1: ret a
    
```

int gcd(int a, int b)
 {
 while (a != b) {
 if (a > b) a -= b;
 else b -= a;
 }
 return a;
 }

Idealized assembly language w/ infinite registers

## Describing Tokens

**Alphabet:** A finite set of symbols

Examples: { 0, 1 }, { A, B, C, ..., Z }, ASCII, Unicode

**String:** A finite sequence of symbols from an alphabet

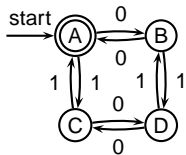
Examples:  $\epsilon$  (the empty string), Stephen,  $\alpha\beta\gamma$

**Language:** A set of strings over an alphabet

Examples:  $\emptyset$  (the empty language), { 1, 11, 111, 1111 }, all English words, strings that start with a letter followed by any sequence of letters and digits

## Nondeterministic Finite Automata

"All strings containing an even number of 0's and 1's"



- Set of states  $S$ : {A, B, C, D}
- Set of input symbols  $\Sigma$ : {0, 1}
- Transition function  $\sigma : S \times \Sigma \rightarrow 2^S$ 

state	$\epsilon$	0	1
A	-	{B}	{C}
B	-	{A}	{D}
C	-	{D}	{A}
D	-	{C}	{B}
- Start state  $s_0$ : {A}
- Set of accepting states  $F$ : {A}

## Generation of 80386 Assembly

```

gcd:  pushl %ebp           % Save frame pointer
      movl %esp,%ebp
      movl 8(%ebp),%eax   % Load a from stack
      movl 12(%ebp),%edx % Load b from stack
.L8:  cmpl %edx,%eax
      je .L3             % while (a != b)
      jle .L5            % if (a < b)
      subl %edx,%eax     % a -= b
      jmp .L8
.L5:  subl %eax,%edx     % b -= a
      jmp .L8
.L3:  leave              % Restore SP, BP
      ret
    
```

## Scanning and Automata

## Operations on Languages

Let  $L = \{ \epsilon, wo \}$ ,  $M = \{ man, men \}$

**Concatenation:** Strings from one followed by the other

$LM = \{ man, men, woman, women \}$

**Union:** All strings from each language

$L \cup M = \{ \epsilon, wo, man, men \}$

**Kleene Closure:** Zero or more concatenations

$M^* = \{ \epsilon, M, MM, MMM, \dots \} =$

$\{ \epsilon, man, men, manman, manmen, menman, menmen, manmanman, manmanmen, manmenman, \dots \}$

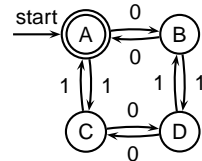
## Regular Expressions over an Alphabet $\Sigma$

A standard way to express languages for tokens.

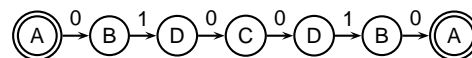
- $\epsilon$  is a regular expression that denotes  $\{ \epsilon \}$
- If  $a \in \Sigma$ ,  $a$  is an RE that denotes  $\{ a \}$
- If  $r$  and  $s$  denote languages  $L(r)$  and  $L(s)$ ,
  - $(r)|(s)$  denotes  $L(r) \cup L(s)$
  - $(r)(s)$  denotes  $\{ tu : t \in L(r), u \in L(s) \}$
  - $(r)^*$  denotes  $\cup_{i=0}^{\infty} L^i$  ( $L^0 = \emptyset$  and  $L^i = LL^{i-1}$ )

## The Language induced by an NFA

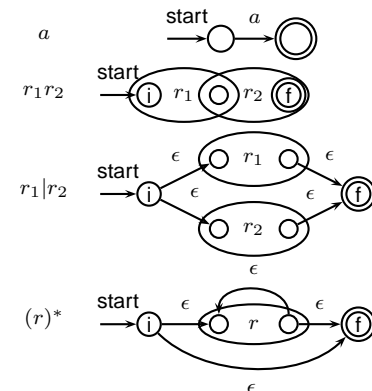
An NFA accepts an input string  $x$  iff there is a path from the start state to an accepting state that "spells out"  $x$ .



Show that the string "010010" is accepted.

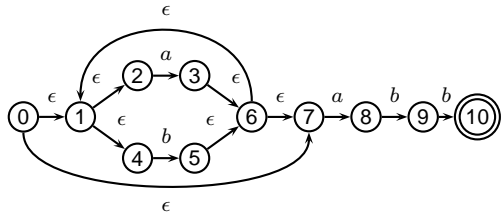


## Translating REs into NFAs

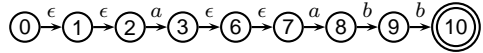


## Translating REs into NFAs

Example: translate  $(a|b)^*abb$  into an NFA



Show that the string "aabb" is accepted.



## Simulating NFAs

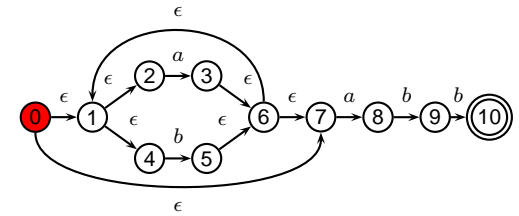
Problem: you must follow the "right" arcs to show that a string is accepted. How do you know which arc is right?

Solution: follow them all and sort it out later.

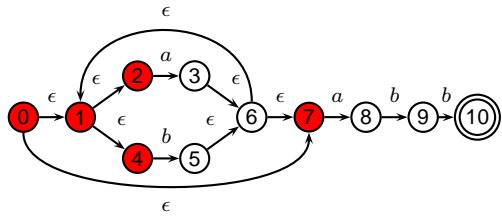
"Two-stack" NFA simulation algorithm:

1. Initial states: the  $\epsilon$ -closure of the start state
2. For each character  $c$ ,
  - New states: follow all transitions labeled  $c$
  - Form the  $\epsilon$ -closure of the current states
3. Accept if any final state is accepting

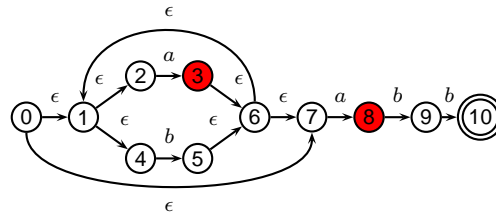
## Simulating an NFA: $\cdot aabb$ , Start



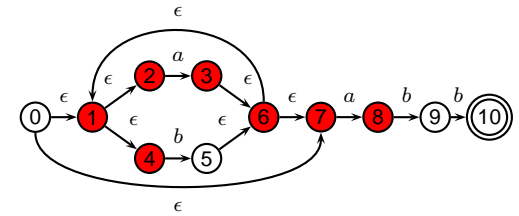
## Simulating an NFA: $\cdot aabb$ , $\epsilon$ -closure



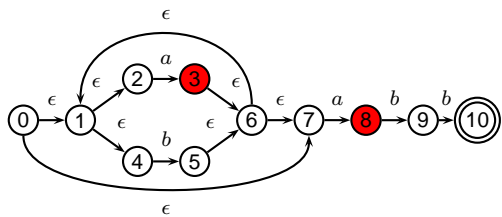
## Simulating an NFA: $a \cdot abb$



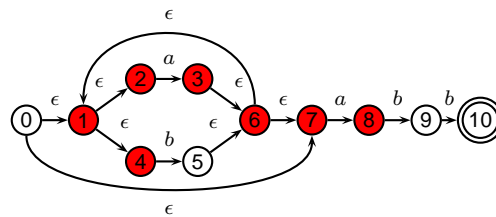
## Simulating an NFA: $a \cdot abb$ , $\epsilon$ -closure



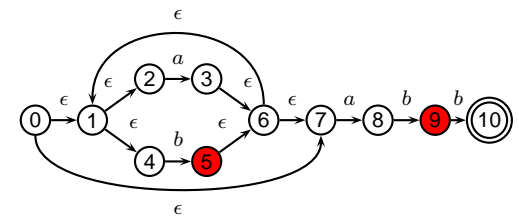
## Simulating an NFA: $aa \cdot bb$



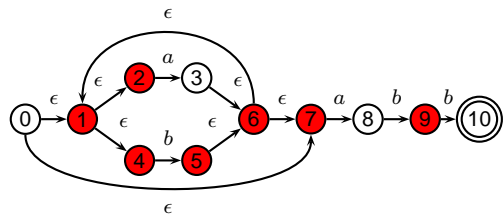
## Simulating an NFA: $aa \cdot bb$ , $\epsilon$ -closure



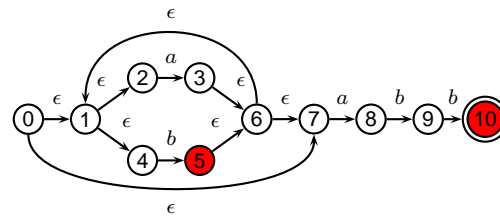
## Simulating an NFA: $aab \cdot b$



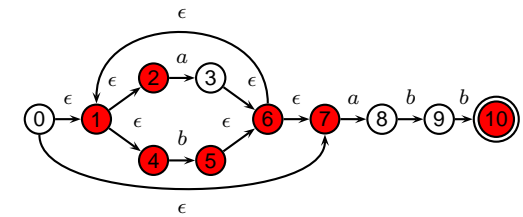
## Simulating an NFA: $aab\cdot b$ , $\epsilon$ -closure



## Simulating an NFA: $aabb\cdot$



## Simulating an NFA: $aabb\cdot$ , Done



## Deterministic Finite Automata

Restricted form of NFAs:

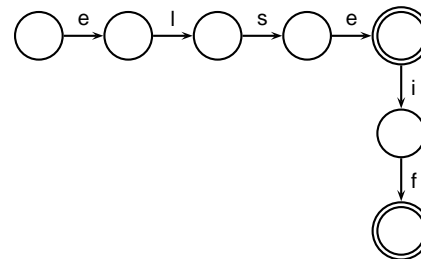
- No state has a transition on  $\epsilon$
- For each state  $s$  and symbol  $a$ , there is at most one edge labeled  $a$  leaving  $s$ .

Differs subtly from the definition used in COMS W3261 (Sipser, *Introduction to the Theory of Computation*)

Very easy to check acceptance: simulate by maintaining current state. Accept if you end up on an accepting state. Reject if you end on a non-accepting state or if there is no transition from the current state for the next symbol.

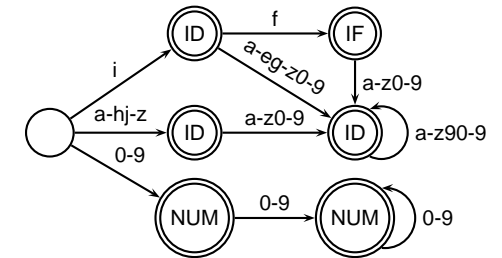
## Deterministic Finite Automata

```
ELSE: "else" ;
ELSEIF: "elseif" ;
```



## Deterministic Finite Automata

```
IF: "if" ;
ID: 'a'..'z' ('a'..'z' | '0'..'9')* ;
NUM: ('0'..'9')+ ;
```



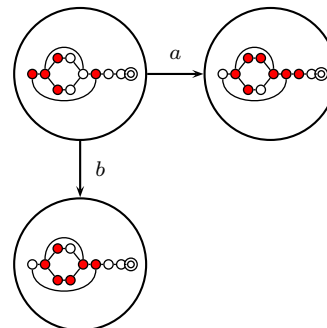
## Building a DFA from an NFA

Subset construction algorithm

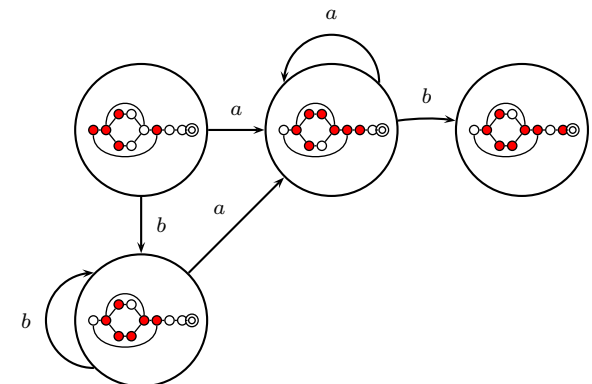
Simulate the NFA for all possible inputs and track the states that appear.

Each unique state during simulation becomes a state in the DFA.

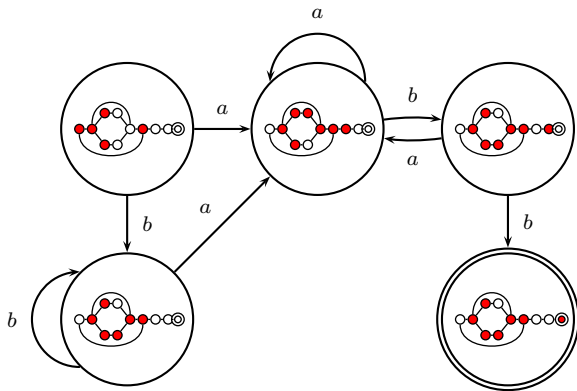
## Subset construction for $(a|b)^*abb$ (1)



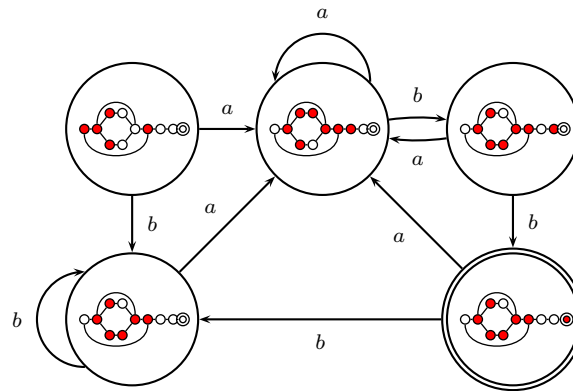
## Subset construction for $(a|b)^*abb$ (2)



### Subset construction for $(a|b)^*abb$ (3)



### Subset construction for $(a|b)^*abb$ (4)



## Grammars and Parsing

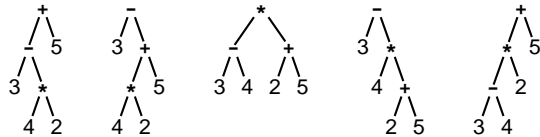
### Ambiguous Grammars

A grammar can easily be ambiguous. Consider parsing

$3 - 4 * 2 + 5$

with the grammar

$e \rightarrow e + e | e - e | e * e | e / e$



### Fixing Ambiguous Grammars

Original ANTLR grammar specification

```

expr
: expr '+' expr
| expr '-' expr
| expr '*' expr
| expr '/' expr
| NUMBER
;
    
```

Ambiguous: no precedence or associativity.

### Assigning Precedence Levels

Split into multiple rules, one per level

```

expr : expr '+' expr
      | expr '-' expr
      | term ;

term : term '*' term
      | term '/' term
      | atom ;

atom : NUMBER ;
    
```

Still ambiguous: associativity not defined

### Assigning Associativity

Make one side or the other the next level of precedence

```

expr : expr '+' term
      | expr '-' term
      | term ;
    
```

```

term : term '*' atom
      | term '/' atom
      | atom ;
    
```

```

atom : NUMBER ;
    
```

### A Top-Down Parser

```

stmt : 'if' expr 'then' expr
      | 'while' expr 'do' expr
      | expr ':' '=' expr ;
    
```

```

expr : NUMBER | '(' expr ')' ;
    
```

```

AST stmt() {
  switch (next-token) {
    case "if" : match("if"); expr(); match("then"); expr();
    case "while" : match("while"); expr(); match("do"); expr();
    case NUMBER or "(" : expr(); match(":"="); expr();
  }
}
    
```

### Writing LL(k) Grammars

Cannot have left-recursion

```

expr : expr '+' term | term ;
    
```

becomes

```

AST expr() {
  switch (next-token) {
    case NUMBER : expr(); /* Infinite Recursion */
  }
}
    
```



## LR Parsing

1:	$e \rightarrow t + e$	stack	input	action
2:	$e \rightarrow t$		<b>ld</b> * <b>ld</b> + <b>ld</b> \$	shift, goto 1
3:	$t \rightarrow \mathbf{ld} * t$		* <b>ld</b> + <b>ld</b> \$	shift, goto 3
4:	$t \rightarrow \mathbf{ld}$		<b>ld</b> + <b>ld</b> \$	shift, goto 1
			+ <b>ld</b> \$	reduce w/ 4
			+ <b>ld</b> \$	reduce w/ 3
			<b>ld</b> \$	shift, goto 1
			\$	reduce w/ 4
			\$	reduce w/ 2
			\$	reduce w/ 1
			\$	accept

	action	goto
	<b>ld</b> + * \$	e t
0	s1	7 2
1	r4 r4 s3 r4	
2	r2 s4 r2 r2	
3	s1	5
4	s1	6 2
5	r3 r3 r3 r3	
6	r1 r1 r1 r1	
7	acc	

## Constructing the SLR Parse Table

The states are places we could be in a reverse-rightmost derivation. Let's represent such a place with a dot.

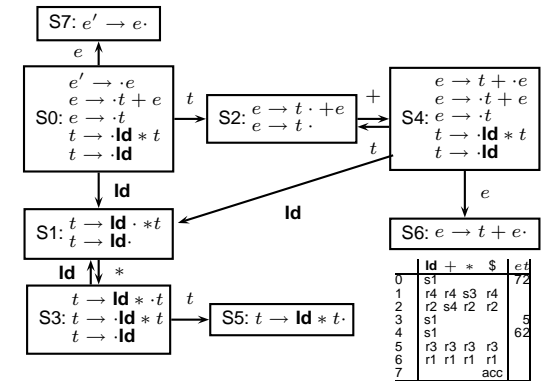
- $e \rightarrow t + e$
- $e \rightarrow t$
- $t \rightarrow \mathbf{ld} * t$
- $t \rightarrow \mathbf{ld}$

Say we were at the beginning ( $\cdot e$ ). This corresponds to

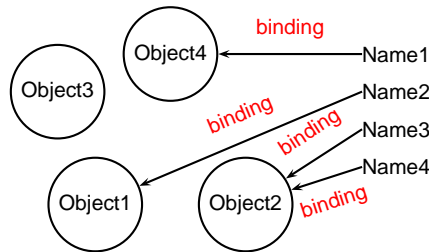
$e' \rightarrow \cdot e$   
 $e \rightarrow \cdot t + e$   
 $e \rightarrow \cdot t$   
 $t \rightarrow \cdot \mathbf{ld} * t$   
 $t \rightarrow \cdot \mathbf{ld}$

The first is a placeholder. The second are the two possibilities when we're just before  $e$ . The last two are the two possibilities when we're just before  $t$ .

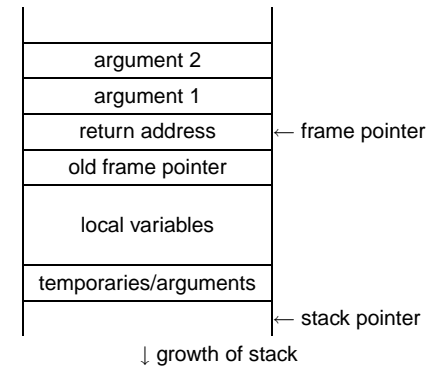
## Constructing the SLR Parsing Table



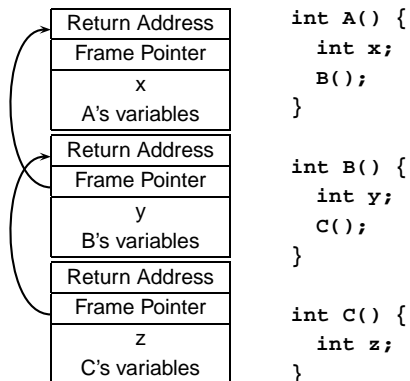
## Names, Objects, and Bindings



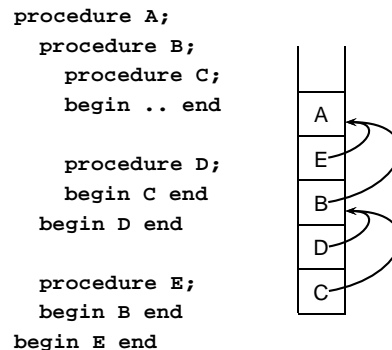
## Activation Records



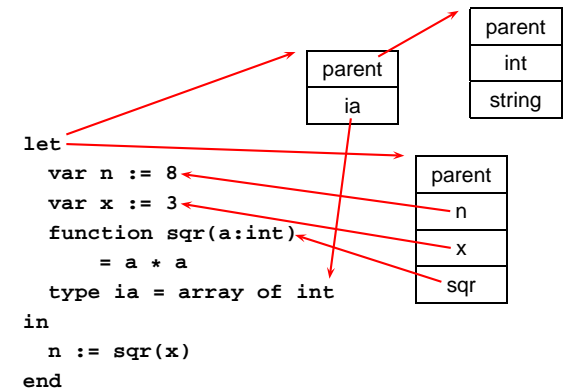
## Activation Records



## Nested Subroutines in Pascal



## Symbol Tables in Tiger



## Static Semantic Analysis

### Static Semantic Analysis

Lexical analysis: Make sure tokens are valid

```
if i 3 "This"           /* valid */
#all123                 /* invalid */
```

Syntactic analysis: Makes sure tokens appear in correct order

```
for i := 1 to 5 do 1 + break /* valid */
if i 3                 /* invalid */
```

Semantic analysis: Makes sure program is consistent

```
let v := 3 in v + 8 end /* valid */
let v := "f" in v(3) + v end /* invalid */
```

## Implementing multi-way branches

```
switch (s) {
case 1: one(); break;
case 2: two(); break;
case 3: three(); break;
case 4: four(); break;
}
```

Obvious way:

```
if (s == 1) { one(); }
else if (s == 2) { two(); }
else if (s == 3) { three(); }
else if (s == 4) { four(); }
```

Reasonable, but we can sometimes do better.

## Applicative- and Normal-Order Evaluation

```
int p(int i) { printf("%d ", i); return i; }
void q(int a, int b, int c)
{
    int total = a;
    printf("%d ", b);
    total += c;
}
q( p(1), 2, p(3) );
```

Applicative: arguments evaluated before function is called.

Result: 1 3 2

Normal: arguments evaluated when used.

Result: 1 2 3

## Implementing multi-way branches

If the cases are *dense*, a branch table is more efficient:

```
switch (s) {
case 1: one(); break;
case 2: two(); break;
case 3: three(); break;
case 4: four(); break;
}

labels l[] = { L1, L2, L3, L4 }; /* Array of labels */
if (s>=1 && s<=4) goto l[s-1]; /* not legal C */
L1: one(); goto Break;
L2: two(); goto Break;
L3: three(); goto Break;
L4: four(); goto Break;
Break:
```

## Applicative- vs. and Normal-Order

Most languages use applicative order.

Macro-like languages often use normal order.

```
#define p(x) (printf("%d ",x), x)
#define q(a,b,c) total = (a), \
    printf("%d ", (b)), \
    total += (c)
```

```
q( p(1), 2, p(3) );
```

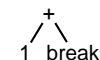
Prints 1 2 3.

Some functional languages also use normal order evaluation to avoid doing work. "Lazy Evaluation"

### Static Semantic Analysis

Basic paradigm: recursively check AST nodes.

```
1 + break
```



```
check(+)
```

```
check(1) = int
```

```
check(break) = void
```

```
FAIL: int ≠ void
```

```
1 - 5
```



```
check(-)
```

```
check(1) = int
```

```
check(5) = int
```

```
Types match, return int
```

Ask yourself: at a particular node type, what must be true?

## Applicative- and Normal-Order Evaluation

```
int p(int i) { printf("%d ", i); return i; }
```

```
void q(int a, int b, int c)
{
    int total = a;
    printf("%d ", b);
    total += c;
}
```

What is printed by

```
q( p(1), 2, p(3) );
```

## Nondeterminism

Nondeterminism is not the same as random:

Compiler usually chooses an order when generating code.

Optimization, exact expressions, or run-time values may affect behavior.

Bottom line: don't know what code will do, but often know set of possibilities.

```
int p(int i) { printf("%d ", i); return i; }
int q(int a, int b, int c) {
    q( p(1), p(2), p(3) );
}
```

Will *not* print 5 6 7. It will print one of

1 2 3, 1 3 2, 2 1 3, 2 3 1, 3 1 2, 3 2 1



## Layout of Records and Unions

Modern processors have byte-addressable memory.

0
1
2
3
4

Many data types (integers, addresses, floating-point numbers) are wider than a byte.

16-bit integer: 

1	0
---	---

32-bit integer: 

3	2	1	0
---	---	---	---

## Layout of Records and Unions

Most languages "pad" the layout of records to ensure alignment restrictions.

```
struct padded {
    int x; /* 4 bytes */
    char z; /* 1 byte */
    short y; /* 2 bytes */
    char w; /* 1 byte */
};
```

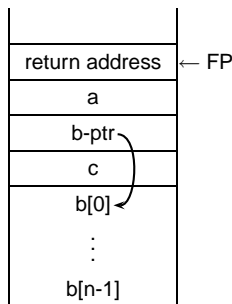


: Added padding

## Allocating Variable-Sized Arrays

As always:  
add a level of indirection

```
void foo(int n)
{
    int a;
    int b[n];
    int c;
}
```



Variables remain constant offset from frame pointer.

## Layout of Records and Unions

Modern memory systems read data in 32-, 64-, or 128-bit chunks:

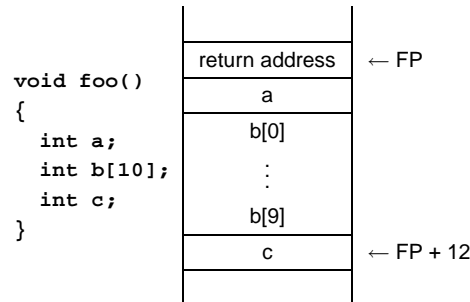
3	2	1	0
7	6	5	4
11	10	9	8

Reading an aligned 32-bit value is fast: a single operation.

3	2	1	0
7	6	5	4
11	10	9	8

## Allocating Fixed-Size Arrays


Local arrays with fixed size are easy to stack.



## Stack-Based IR: Java Bytecode

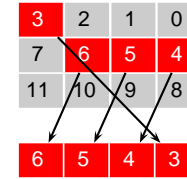
```
int gcd(int a, int b) { # javap -c Gcd
    while (a != b) {
        if (a > b)
            a -= b;
        else
            b -= a;
    }
    return a;
}
```

```
Method int gcd(int, int)
0 goto 19
3 iload_1 // Push a
4 iload_2 // Push b
5 if_icmple 15 // if a <= b goto 15
8 iload_1 // Push a
9 iload_2 // Push b
10 isub // a - b
11 istore_1 // Store new a
12 goto 19
15 iload_2 // Push b
16 iload_1 // Push a
17 isub // b - a
18 istore_2 // Store new b
19 iload_1 // Push a
20 iload_2 // Push b
21 if_icmpne 3 // if a != b goto 3
24 iload_1 // Push a
25 ireturn // Return a
```



## Layout of Records and Unions

Slower to read an unaligned value: two reads plus shift.



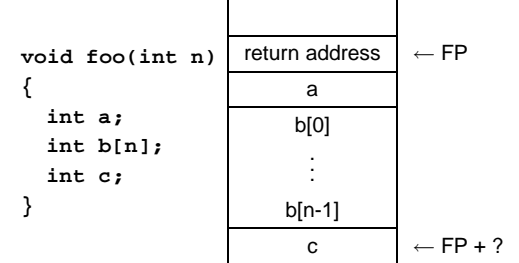
SPARC prohibits unaligned accesses.

MIPS has special unaligned load/store instructions.

x86, 68k run more slowly with unaligned accesses.

## Allocating Variable-Sized Arrays

Variable-sized local arrays aren't as easy.




Doesn't work: generated code expects a fixed offset for c.  
Even worse for multi-dimensional arrays.

## Register-Based IR: Mach SUIF

```
int gcd(int a, int b) {
    while (a != b) {
        if (a > b)
            a -= b;
        else
            b -= a;
    }
    return a;
}
```

```
gcd:
gcd_gcdTmp0:
sne $vr1.s32 <- gcd.a,gcd.b
seq $vr0.s32 <- $vr1.s32,0
btrue $vr0.s32,gcd_gcdTmp1 // if (a=b) goto tmp1
s1 $vr3.s32 <- gcd.b,gcd.a
seq $vr2.s32 <- $vr3.s32,0
btrue $vr2.s32,gcd_gcdTmp4 // if (a < b) goto tmp4
mrk 2, 4 // Line number 4
sub $vr4.s32 <- gcd.a,gcd.b
mov gcd_gcdTmp2 <- $vr4.s32
mov gcd.a <- gcd_gcdTmp2 // a = a - b
jmp gcd_gcdTmp5
gcd_gcdTmp4:
mrk 2, 6
sub $vr5.s32 <- gcd.b,gcd.a
mov gcd_gcdTmp3 <- $vr5.s32
mov gcd.b <- gcd_gcdTmp3 // b = b - a
gcd_gcdTmp5:
jmp gcd_gcdTmp0
gcd_gcdTmp1:
mrk 2, 8
ret gcd.a // Return a
```



## Basic Blocks



```

int god(int a, int b) {
    while (a != b) {
        if (a < b) b -= a;
        else a -= b;
    }
    return a;
}
    
```

**lower** →      **split** →

```

A: sne t, a, b      slt t, a, b
   bz E, t          bnz B, t
                   sub b, b, a
                   jmp C
B: sub a, a, b      C: jmp A
E: ret a
    
```

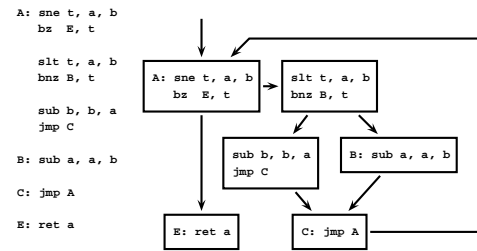
The statements in a basic block all run if the first one does.

Starts with a statement following a conditional branch or is a branch target.

Usually ends with a control-transfer statement.

## Control-Flow Graphs

A CFG illustrates the flow of control among basic blocks.



## A more complex function

```

- fun max a b =
=   if a > b then a else b;
val max = fn : int -> int -> int
- max 10 5;
val it = 10 : int
- max 5 10;
val it = 10 : int
-
    
```

Notice the odd type:

```
int -> int -> int
```

This is a function that takes an integer and returns a function that takes a function and returns an integer.

## More recursive fun

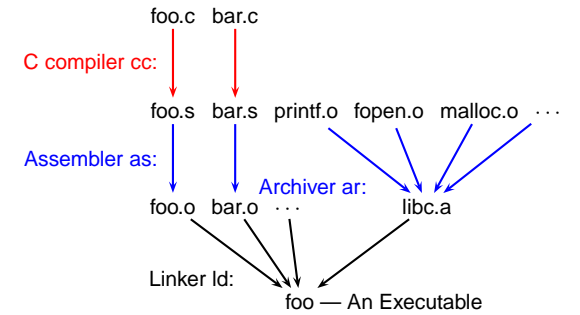
```

- fun map (f, l) =
=   if null l then nil
=   else f (hd l) :: map(f, tl l);
val map = fn : ('a -> 'b) * 'a list -> 'b list

- fun add5 x = x + 5;
val add5 = fn : int -> int

- map(add5, [10,11,12]);
val it = [15,16,17] : int list
    
```

## Separate Compilation



## Simple functional programming in ML

A function that squares numbers:

```

% sml
Standard ML of New Jersey, Version 110.0.7
- fun square x = x * x;
val square = fn : int -> int
- square 5;
val it = 25 : int
-
    
```

## Fun with recursion

```

- fun addto (l,v) =
=   if null l then nil
=   else hd l + v :: addto(tl l, v);
val addto = fn : int list * int -> int list

- addto([1,2,3],2);
val it = [3,4,5] : int list
    
```

## Currying

Functions are first-class objects that can be manipulated with abandon and treated just like numbers.

```

- fun max a b = if a > b then a else b;
val max = fn : int -> int -> int
- val max5 = max 5;
val max5 = fn : int -> int
- max5 4;
val it = 5 : int
- max5 6;
val it = 6 : int
-
    
```



## Reduce

Another popular functional language construct:

```

fun reduce (f, z, nil) = z
  | reduce (f, z, h::t) = f(h, reduce(f, z, t));
    
```

If  $f$  is “-”,  $\text{reduce}(f, z, a::b::c)$  is  $a - (b - (c - z))$

```

- reduce (fn (x,y) => x - y, 0, [1,5]);
val it = ~4 : int
- reduce (fn (x,y) => x - y, 2, [10,2,1]);
val it = 7 : int
    
```

## Another Example

Consider

```

- fun find1(a,b) =
=   if b then true else (a = 1);
val find1 = fn : int * bool -> bool

- reduce(find1, false, [3,3,3]);
val it = false : bool

- reduce(find1, false, [5,1,2]);
val it = true : bool

```

## Arguments

$\lambda x.\lambda y.* (+ x y) 2$

is equivalent to the ML

```
fn x => fn y => (x + y) * 2;
```

All lambda calculus functions have a single argument.

As in ML, multiple-argument functions can be built through such “currying.”

In this context, currying has nothing to do with Indian cooking. It is due to Haskell Brooks Curry (1900–1982), who contributed to the theory of functional programming. The Haskell functional language is named after him.

## Evaluating Lambda Expressions

Pure lambda calculus has no built-in functions; we’ll be impure.

To evaluate  $(+ (* 5 6) (* 8 3))$ , we can’t start with  $+$  because it only operates on numbers.

There are two *reducible expressions*:  $(* 5 6)$  and  $(* 8 3)$ . We can reduce either one first. For example:

```

(+ (* 5 6) (* 8 3))
(+ 30 (* 8 3))
(+ 30 24)
54

```

Looks like deriving a sentence from a grammar.

## The Lambda Calculus

Fancy name for rules about how to represent and evaluate expressions with unnamed functions.

Theoretical underpinning of functional languages.  
Side-effect free.

Very different from the Turing model of a store with evolving state.

ML:

```
fn x => 2 * x;
```

English:

“the function of  $x$  that returns the product of two and  $x$ ”

The Lambda Calculus:

$\lambda x.* 2 x$

## Calling Lambda Functions

To invoke a Lambda function, we place it in parentheses before its argument.

Thus, calling  $\lambda x.* 2 x$  with 4 is written

$(\lambda x.* 2) 4$

This means 8.

Curried functions need more parentheses:

$(\lambda x.(\lambda y.* (+ x y) 2) 4) 5$

This binds 4 to  $y$ , 5 to  $x$ , and means 18.

## Evaluating Lambda Expressions

We need a reduction rule to handle  $\lambda$ s:

```

(\lambda x.* 2 x) 4
(* 2 4)
8

```

This is called  $\beta$ -reduction.

The formal parameter may be used several times:

```

(\lambda x.+ x x) 4
(+ 4 4)
8

```

## Bound and Unbound Variables

In  $\lambda x.* 2 x$ ,  $x$  is a *bound variable*. Think of it as a formal parameter to a function.

“ $* 2 x$ ” is the *body*.

The body can be any valid lambda expression, including another unnamed function.

$\lambda x.\lambda y.* (+ x y) 2$

“The function of  $x$  that returns the function of  $y$  that returns the product of the sum of  $x$  and  $y$  and 2.”

## Grammar of Lambda Expressions

Utterly trivial:

$expr$	$\rightarrow$	$constant$
		$  variable$
		$  expr expr$
		$  (expr)$
		$  \lambda variable . expr$

Somebody asked whether a language needs to have a large syntax to be powerful. Clearly, the answer is a resounding “no.”

## Beta-reduction

May have to be repeated:

```

((\lambda x.(\lambda y.- x y)) 5) 4
(\lambda y.- 5 y) 4
(- 5 4)
1

```

Functions may be arguments:

```

(\lambda f.f 3)(\lambda x.+ x 1)
(\lambda x.+ x 1)3
(+ 3 1)
4

```

## More Beta-reduction

Repeated names can be tricky:

$$\begin{aligned}
 & (\lambda x. (\lambda x. + (- x 1)) x 3) 9 \\
 & (\lambda x. + (- x 1)) 9 3 \\
 & + (- 9 1) 3 \\
 & + 8 3 \\
 & 11
 \end{aligned}$$

In the first line, the inner  $x$  belongs to the inner  $\lambda$ , the outer  $x$  belongs to the outer one.

## Free and Bound Variables

In an expression, each appearance of a variable is either "free" (unconnected to a  $\lambda$ ) or bound (an argument of a  $\lambda$ ).

$\beta$ -reduction of  $(\lambda x. E) y$  replaces every  $x$  that occurs free in  $E$  with  $y$ .

Free or bound is a function of the position of each variable and its context.

Free variables

$$(\lambda x. x y (\lambda y. + y)) x$$

Bound variables

## Alpha conversion

One way to confuse yourself less is to do  $\alpha$ -conversion.

This is renaming a  $\lambda$  argument and its bound variables.

Formal parameters are only names: they are correct if they are consistent.

$$\lambda x. (\lambda x. x) (+ 1 x) \leftrightarrow_{\alpha} \lambda x. (\lambda y. y) (+ 1 x)$$

## Alpha Conversion

An easier way to attack the earlier example:

$$\begin{aligned}
 & (\lambda x. (\lambda x. + (- x 1)) x 3) 9 \\
 & (\lambda x. (\lambda y. + (- y 1)) x 3) 9 \\
 & (\lambda y. + (- y 1)) 9 3 \\
 & + (- 9 1) 3 \\
 & + 8 3 \\
 & 11
 \end{aligned}$$

## Reduction Order

The order in which you reduce things can matter.

$$(\lambda x. \lambda y. y) ((\lambda z. z z) (\lambda z. z z))$$

We could choose to reduce one of two things, either

$$(\lambda z. z z) (\lambda z. z z)$$

or the whole thing

$$(\lambda x. \lambda y. y) ((\lambda z. z z) (\lambda z. z z))$$

## Reduction Order

Reducing  $(\lambda z. z z) (\lambda z. z z)$  effectively does nothing because  $(\lambda z. z z)$  is the function that calls its first argument on its first argument. The expression reduces to itself:

$$(\lambda z. z z) (\lambda z. z z)$$

So always reducing it does not terminate.

However, reducing the outermost function does terminate because it ignores its (nasty) argument:

$$(\lambda x. \lambda y. y) ((\lambda z. z z) (\lambda z. z z))$$

$\lambda y. y$

## Reduction Order

The *redex* is a sub-expression that can be reduced.

The *leftmost* redex is the one whose  $\lambda$  is to the left of all other redexes. You can guess which is the *rightmost*.

The *outermost* redex is not contained in any other.

The *innermost* redex does not contain any other.

For  $(\lambda x. \lambda y. y) ((\lambda z. z z) (\lambda z. z z))$ ,

$(\lambda z. z z) (\lambda z. z z)$  is the leftmost innermost and

$(\lambda x. \lambda y. y) ((\lambda z. z z) (\lambda z. z z))$  is the leftmost outermost.

## Applicative vs. Normal Order

Applicative order reduction: Always reduce the leftmost **innermost** redex.

Normative order reduction: Always reduce the leftmost **outermost** redex.

For  $(\lambda x. \lambda y. y) ((\lambda z. z z) (\lambda z. z z))$ , applicative order reduction never terminated but normative order did.

## Applicative vs. Normal Order

Applicative: reduce leftmost innermost

"evaluate arguments before the function itself"

eager evaluation, call-by-value, usually more efficient

Normative: reduce leftmost outermost

"evaluate the function before its arguments"

lazy evaluation, call-by-name, more costly to implement, accepts a larger class of programs

## Normal Form

A lambda expression that cannot be reduced further is in *normal form*.

Thus,

$\lambda y.y$

is the normal form of

$(\lambda x.\lambda y.y) ((\lambda z.z z) (\lambda z.z z))$

## Normal Form

Not everything has a normal form

$(\lambda z.z z) (\lambda z.z z)$

can only be reduced to itself, so it never produces an non-reducible expression.

"Infinite loop."

## Unification

Part of the search procedure that matches patterns.

The search attempts to match a goal with a rule in the database by **unifying** them.

Recursive rules:

- A constant only unifies with itself
- Two structures unify if they have the same functor, the same number of arguments, and the corresponding arguments unify
- A variable unifies with anything but forces an equivalence

## Unification Examples

The = operator checks whether two structures unify:

```

| ?- a = a.           % Constant unifies with itself
yes
| ?- a = b.           % Mismatched constants
no
| ?- 5.3 = a.         % Mismatched constants
no
| ?- 5.3 = x.         % Mismatched constants
| x = 5.3?;           % Variables unify
no
| ?- foo(a,x) = foo(x,b). % X=a required, but inconsistent
no
| ?- foo(a,x) = foo(x,a). % X=a is consistent
x = a?;
no
| ?- foo(x,b) = foo(a,y). % X=a, then b=Y
x = a
y = b?;
no
| ?- foo(x,a,x) = foo(b,a,c). % X=b required, but inconsistent
no
    
```

## The Searching Algorithm

search(goal  $g$ , variables  $e$ )

for each clause  $h :- t_1, \dots, t_n$  in the database

$e = \text{unify}(g, h, e)$

if successful,

for each term  $t_1, \dots, t_n$ ,

$e = \text{search}(t_k, e)$

if all successful, return  $e$

return no



## Order Affects Efficiency

```

edge(a, b). edge(b, c).
edge(c, d). edge(d, e).
edge(b, e). edge(d, f).
path(X, X).
path(X, Y) :-
    edge(X, Z), path(Z, Y).
    
```

```

path(a,a)
|
path(a,a)=path(X,X)
|
X=a
|
yes
    
```

Consider the query

?- path(a, a).

Good programming practice: Put the easily-satisfied clauses first.

## Order Affect Efficiency

```

edge(a, b). edge(b, c).
edge(c, d). edge(d, e).
edge(b, e). edge(d, f).
path(X, Y) :-
    edge(X, Z), path(Z, Y).
path(X, X).
    
```

```

path(a,a)
|
path(a,a)=path(X,Y)
|
X=a Y=a
|
edge(a,Z)
|
edge(a,Z)=edge(a,b)
|
Z=b
|
path(b,a)
|
.
    
```

Consider the query

?- path(a, a).

Will eventually produce the right answer, but will spend much more time doing so.