

THEATR

**an Actor-Model Language so easy, even
an Actor/Model could use it!**

Our Team:

Betsy Carroll

Suraj Keshri

Mike Lin

Linda Ortega

“All the GLOBAL SCOPE’s a THEATER™,

*And all the INSTANCES of NON
PRIMITIVE/NON BUILT IN DATA TYPES*

...merely ACTORS.”

-William Shakespeare, PLT Spring 1582

The Actor Model

- Actor = the primitive unit of computation
- Actor = sort of like Objects in OO-model languages
 - BUT DIFFERENT!!!

What Actors Can Do

An actor can **hold messages in a queue**

An actor can **dequeue one message**

An actor can do 1 of 3 **things in response to the dequeued message:**

- 1.) Create more actor(s)
- 2.) Send message(s) to other actors
- 3.) **Change its internal state (aka designate what it will do with the next message it dequeues)**

```
1
2 dolphin(int weight, int age):
3     actor baby = new babyDolphin(weight*2, age*2)
4     receive:
5         eat(int food):
6             weight = weight + food
7             print("dolphin eating, now weighs")
8             print(weight)
9             babyDolphin.eat(55) | baby
10            babyDolphin.die() | babyDolphin
11        growOld(int time):
12            age = age + time
13            actor baby = new babyDolphin(2, 0)
14        eatAndGrowOld(int food, int time):
15            weight = weight + food
16            age = age + time
17    drop:
18
19    babyDolphin(int weight, int age):
20        receive:
21            eat(int food):
22                weight = weight + food
23                print("baby dolphin eating, now weighs")
24                print(weight)
25        drop:
26
```

// upon receiving message:

// change its internal state
(weight)

// send a message to another
actor

// create a new actor

Theatr: actors' methods are in the form of messages

```
func main() -> int:  
  int weight = 100  
  int age = 3  
  actor d = new dolphin(weight, age)  
  dolphin.die() | d  
  return 0
```

type.please_do_something | instance

// a message is piped thru to an actor
instance

// the actor then handles the message and
decides what to do in reaction to the
request to do something on its own time
internally

Actor's Mailbox = message queue


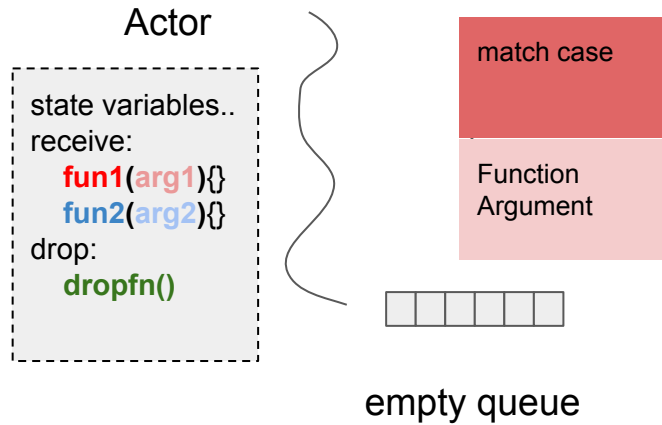
All functions come in the form of a request to do something that is sent to the actor's **message queue (aka mailbox)**

Although **multiple actors can run at the same time**, an actor will process messages **sequentially**


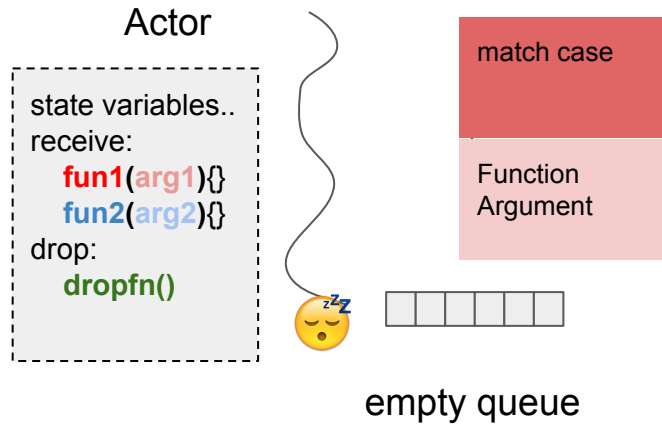
If you send 3 messages to 1 actor, that actor will dequeue them and then process each message one at a time \Rightarrow **asynchronous**

Because of this sequential processing, an actor needs a place to store unprocessed messages as they come in \Rightarrow the message queue.

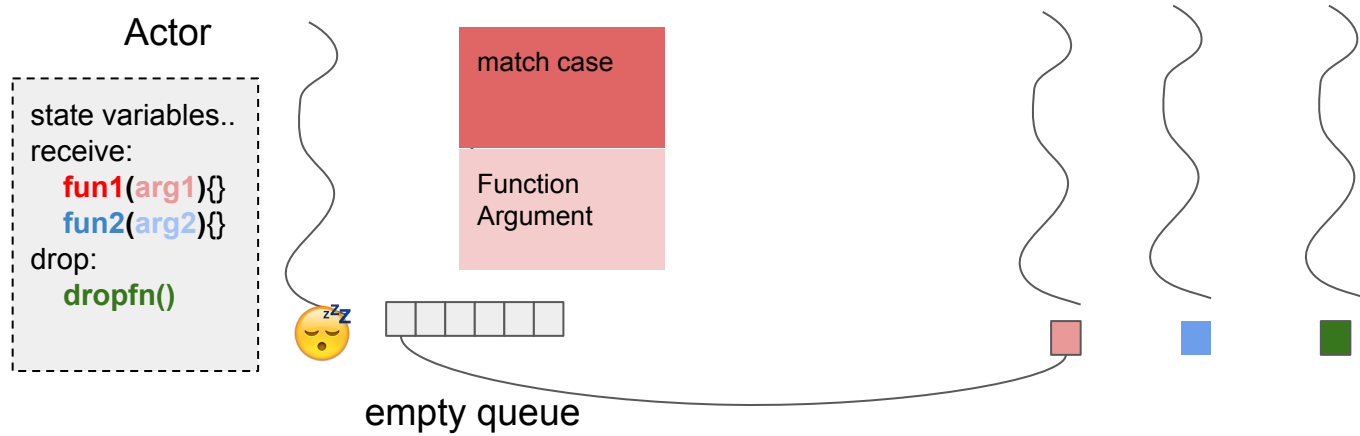
Message Implementation



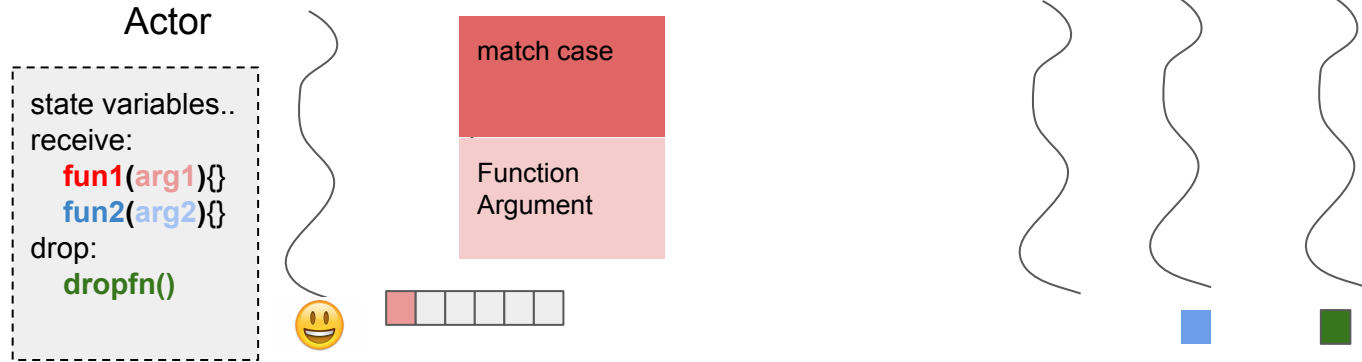
Message Implementation



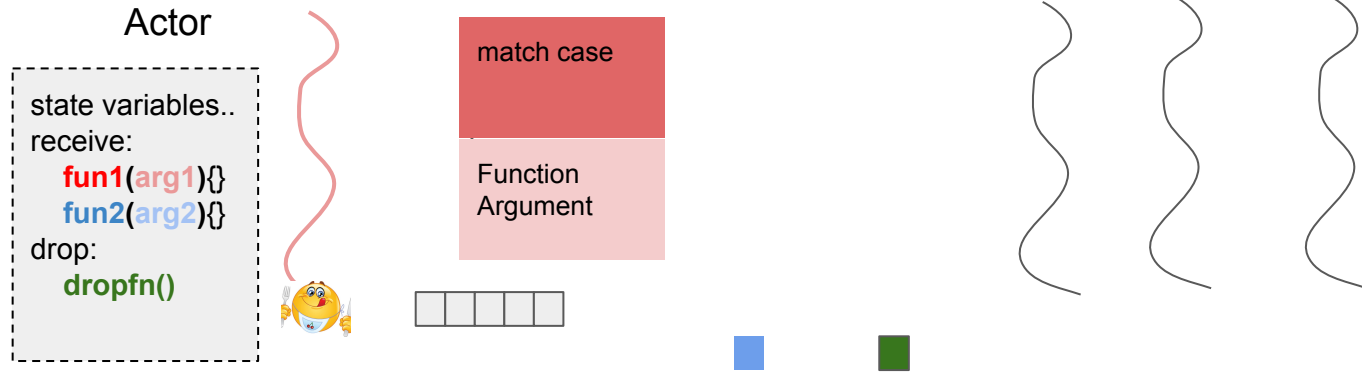
Message Implementation



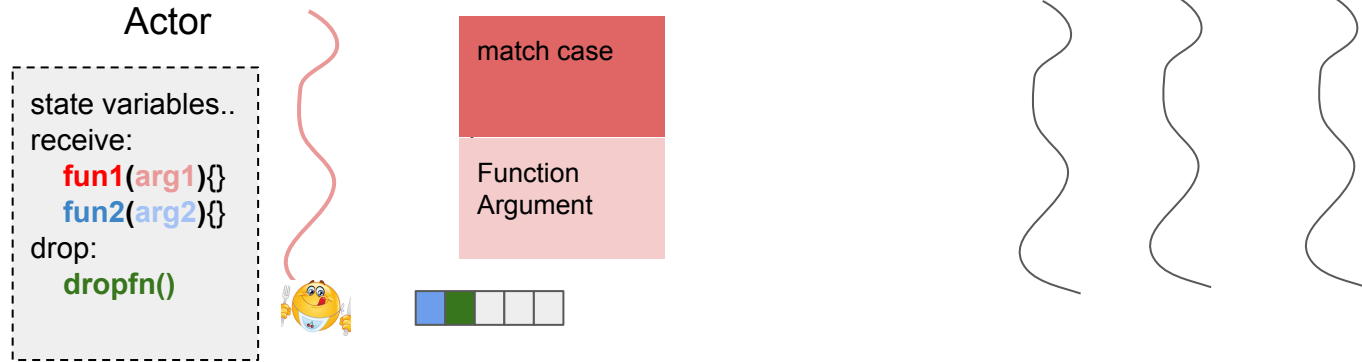
Message Implementation



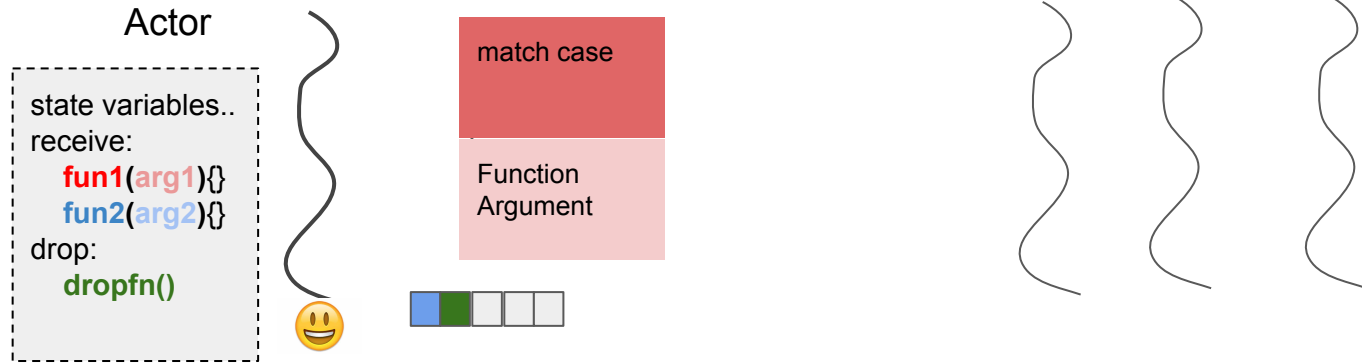
Message Implementation




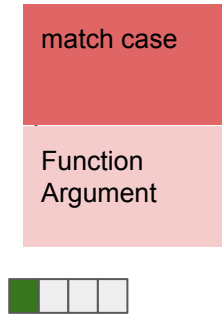
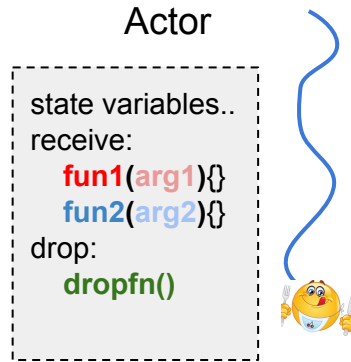
Message Implementation




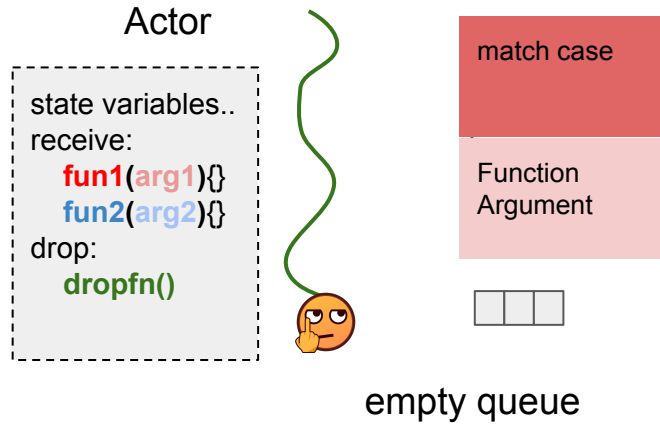
Message Implementation




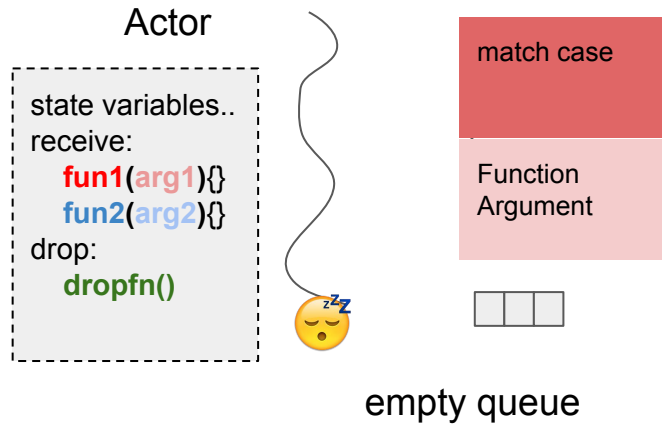
Message Implementation



Message Implementation



Message Implementation



Why use Actor Model?

“Let it Crash” Philosophy

The **programmer shouldn't have to anticipate** and try to account for all possible problems.

Instead: **you should just let it crash (gracefully).**

```
dolphin(int weight, int age):
  print("inside dolphin.")
  receive:
    swim():
      int s = 1
      print("swim()'s local var:")
      print(s)
    eat():
      int e = 2
      print("eat()'s local var:")
      print(e)
```

```
drop:
  int d = 0
  print("drop()'s local var:")
  print(d)
```

```
after:
  return;
```

```
func main() -> int:
  int weight = 10
  int age = 3
  actor d = new dolphin(weight, age)
  dolphin.asdfasodfasdf() | d
  dolphin.eat() | d
  dolphin.swim() | d
  dolphin.die() | d
  return 0
```

“Let it Crash”

In THEATR

Drop method

“Let it Crash” Philosophy

Instead: you should just let it crash (gracefully). Actor model does this well:

- **actors just drop messages** that they don't know how to handle.
 - They don't freak out, they continue to be in the stable state they were in before, the program just moves on.
- **You can make actors whose sole job is to watch the various actors/processes**
 - “One ant is no ant”... But ants are cheap and so are actors! So you can go wild with em
 - Have **supervisor actors** who watch other actors and **reset them to stable state if something does crash**

Implementation

From C:

`pthread_create`

Queue implementation

Mutexes and condition variables

LLVM:

Everything else

```
dolphin(int weight, int length):  
    int foo = 4  
    foo = foo + 5  
    receive:  
        eat(int num):  
            weight = weight + num  
        swim(int num):  
            length = length + num  
    drop:  
        weight = weight + 1  
  
func main() -> int:  
    actor d = new dolphin(50, 20)  
    dolphin.eat(40) | d  
    return 0
```

Implementation - Actors in Threads

Q: How do we get actors to run independently?

- For each actor declaration, build a function representing these statements to be passed to `pthread_create` whenever a new actor of that type is made

```
dolphin(int weight, int length):  
    int foo = 4  
    foo = foo + 5  
    receive:  
        eat(int num):  
            weight = weight + num  
        swim(int num):  
            length = length + num  
    drop:  
        weight = weight + 1
```

```
func main() -> int:  
    actor d = new dolphin(50, 20)  
    dolphin.eat(40) | d  
    return 0
```

Implementation - Actors in Threads

Q: How do we get actors to run independently?

- For each actor declaration, build a function representing these statements to be passed to `pthread_create` whenever a new actor of that type is made
- 1) Copy formals and locals onto the stack
 - 2) An invisible argument is a pointer to the message queue that this thread will read from

```
dolphin(int weight, int length):  
    int foo = 4  
    foo = foo + 5  
    receive:  
        eat(int num):  
            weight = weight + num  
        swim(int num):  
            length = length + num  
    drop:  
        weight = weight + 1  
  
func main() -> int:  
    actor d = new dolphin(50, 20)  
    dolphin.eat(40) | d  
    return 0
```

Implementation - Actors in Threads

Q: How do we get actors to run independently?

- For each actor declaration, build a function representing these statements to be passed to `pthread_create` whenever a new actor of that type is made
- 3) Transform the receive and drop functions into a switch-case block running in an infinite loop.
- At each iteration of the loop, a new message is pulled off the queue and the corresponding case statement is called
 - A `StringMap` is built to keep track of function names to case numbers


```
dolphin(int weight, int length):
  int foo = 4
  foo = foo + 5
  receive:
    eat(int num):
      weight = weight + num
    swim(int num):
      length = length + num
  drop:
    weight = weight + 1

func main() -> int:
  actor d = new dolphin(50, 20)
  dolphin.eat(40) | d
  return 0
```


Implementation - Actors in Threads

Theatr code written

```
dolphin(int weight, int length):  
  int foo = 4  
  foo = foo + 5  
  receive:  
    eat(int num):  
      weight = weight + num  
    swim(int num):  
      length = length + num  
  drop:  
    weight = weight + 1
```



Equivalent C-code generated in LLVM

```
void dolphin(int weight, int length) {  
  struct messageQueue *msgQueue;  
  int weight, length, foo;  
  // statements run on startup  
  
  while(true) {  
    int case_num = dequeue(msgQueue);  
    switch(case_num) {  
      case -1:  
        // run drop statements  
      case 0:  
        // die(), exit loop and end thread  
      case 1:  
        // run eat() statements  
      case 2:  
        // run swim() statements  
    }  
  }  
}
```

Implementation - Features of Message Statements

Similar scoping as nested functions.

Associated with a unique case number.

```
dolphin(int weight, int length):  
  int foo = 4  
  foo = foo + 5  
  receive:  
    eat(int num):  
      weight = weight + num  
    swim(int num):  
      length = length + num  
  drop:  
    weight = weight + 1  
  
func main() -> int:  
  actor d = new dolphin(50, 20)  
  dolphin.eat(40) | d  
  return 0
```

Implementation - Message Cases


```
define i8* @dolphin(i8* %ptr) {  
entry:  
  // actor local vars and stmt  
  br label %pred_msg_while_bb
```

```
pred_msg_while_bb:  
%finish_msg_while_bb  
br i1 true, label %body_msg_while_bb, label %merge_msg_while_bb
```

```
; preds = %entry,
```



```
body_msg_while_bb:
```



```
// Exits while-loop and actor "dies"  
merge_msg_while_bb:  
%pred_msg_while_bb  
  %ret = alloca i8  
  ret i8* %ret  
}
```

Implementation - Message Cases

```
body_msg_while_bb:                                ; preds = %pred_msg_while_bb
```

```
    // Reads next msg from mailbox
```

```
    %"self:index_val" = load i32* %self_index
```

```
    %pos = getelementptr inbounds [1024 x %actor_address_struct]* @global_actors, i32 0, i32 %"self:index_val"
```

```
    %tid_p = getelementptr inbounds %actor_address_struct* %pos, i32 0, i32 1
```

```
    %tid_val = load i32* %tid_p
```

```
    %12 = getelementptr inbounds %actor_address_struct* %pos, i32 0, i32 2
```

```
    %13 = load i8** %12
```

```
    %14 = bitcast i8* %13 to %struct.head*
```

```
    %message_struct = alloca %struct.message
```

```
    call void @dequeue(%struct.message* %message_struct, %struct.head* %14)
```

```
    // Get case_num, actuals_struct, and sender_ptr
```

```
    %15 = getelementptr inbounds %struct.message* %message_struct, i32 0, i32 0
```

```
    %case_num = load i32* %15
```

```
    %16 = getelementptr inbounds %struct.message* %message_struct, i32 0, i32 1
```

```
    %actuals_ptr = load i8** %16
```

```
    %17 = getelementptr inbounds %struct.message* %message_struct, i32 0, i32 2
```

```
    %sender_ptr = load i8** %17
```

```
    // Creates switch statement
```

```
    switch i32 %case_num, label %msg_default_case_bb [
```

```
        i32 0, label %msg_die_case_bb
```

```
        i32 2, label %msg_eat_case_bb
```

```
        i32 1, label %msg_swim_case_bb
```

```
    ]
```

Gets message.

Gets case num, actuals struct, and sender ptr from messages.

Switches to branch based on case num.

Implementation - For every message case,

```
// Case n
msg_swim_case_bb:
  // Casts actuals_struct to swim_struct type
  %actual_ptr = bitcast i8* %actuals_ptr to %swim_struct*
  %18 = alloca %swim_struct*
  store %swim_struct* %actual_ptr, %swim_struct** %18
  %19 = load %swim_struct** %18
  // Runs swim()'s stmts
  %printf2 = call i32 (i8*, ...)* @printf(i8* getelementptr inbounds
([4 x i8]* @fmt11, i32 0, i32 0), i8* getelementptr inbounds ([15 x
i8]* @.str13, i32 0, i32 0))
  br label %finish_msg_while_bb
```

Casts Actuals Struct to Formals Struct.

Executes Message Stmts.

Branches back to while loop.

```
// Connects non-die() msgs to loop pred block
finish_msg_while_bb:
  %msg_swim_case_bb, %msg_default_case_bb
  br label %pred_msg_while_bb
```

Implementation - Special Message Cases,

```
// Default Case
msg_default_case_bb:
    %printf1 = call i32 (i8*, ...)* @printf(i8* getelementptr inbounds
([4 x i8]* @fmt6, i32 0, i32 0), i8* getelementptr inbounds ([15 x
i8]* @.str8, i32 0, i32 0))
    br label %finish_msg_while_bb
```

```
// Case 0
msg_die_case_bb:
    br label %merge_msg_while_bb
```

When actor receives
an unknown message.

Executes drop() code.

When actor receives die().

Implementation - Actors in Threads

Q: What happens when a new actor is created?

- A new message queue is created, and is passed along with formals as arguments to a `pthread_create` call running that actor type's function
- Specifically: a struct is created containing the message queue pointer and the actuals, and a pointer to that is passed along with the function pointer to `pthread_create`

```
dolphin(int weight, int length):  
    int foo = 4  
    foo = foo + 5  
    receive:  
        eat(int num):  
            weight = weight + num  
        swim(int num):  
            length = length + num  
    drop:  
        weight = weight + 1  
  
func main() -> int:  
    actor d = new dolphin(50, 20)  
    dolphin.eat(40) | d  
    return 0
```

Implementation - Sending Messages to Actors

Q: How are messages sent to actors?

- `d` is resolved to a pointer to a message queue
- `dolphin.eat` is resolved to an int representing the case number in the actor's switch statement at compile time
- A message struct is formed placing the case number and a struct containing the arguments and enqueued on `d`'s message queue

```
dolphin(int weight, int length):
    int foo = 4
    foo = foo + 5
    receive:
        eat(int num):
            weight = weight + num
        swim(int num):
            length = length + num
    drop:
        weight = weight + 1

func main() -> int:
    actor d = new dolphin(50, 20)
    dolphin.eat(40) | d
    return 0
```


Implementation - Sending Messages to Actors

Q: How are messages sent to actors?

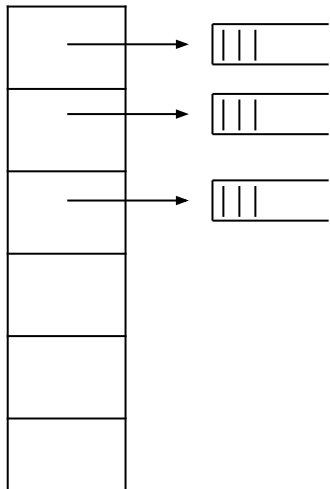
- The address of an actor resolves to its message queue!
- `d` can be passed around to other actors
- Anyone with the address of `d` can send it a message

```
dolphin(int weight, int length):  
    int foo = 4  
    foo = foo + 5  
    receive:  
        eat(int num):  
            weight = weight + num  
        swim(int num):  
            length = length + num  
    drop:  
        weight = weight + 1  
  
func main() -> int:  
    actor d = new dolphin(50, 20)  
    dolphin.eat(40) | d  
    return 0
```

Implementation - Joining Actors and Metadata

Q: How are the threads joined?

- A global array of message queues is kept from the inception of the program
- When `main()` returns, it iterates over the array, joining each tid
- Metadata is also kept with the message queues (like tid)



```
dolphin(int weight, int length):
    int foo = 4
    foo = foo + 5
    receive:
        eat(int num):
            weight = weight + num
        swim(int num):
            length = length + num
    drop:
        weight = weight + 1

func main() -> int:
    actor d = new dolphin(50, 20)
    dolphin.eat(40) | d
    return 0
```

Demo
