


Runtime Environments

Stephen A. Edwards

Columbia University

Fall 2015



Storage Classes

The Stack and Activation Records

In-Memory Layout Issues

The Heap

Automatic Garbage Collection

Shared Libraries and Dynamic Linking

Objects and Inheritance

Exceptions

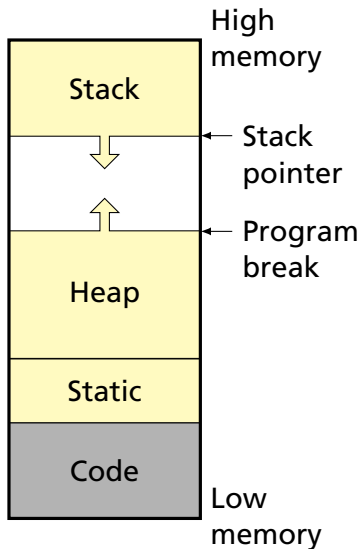
Storage Classes

Storage Classes and Memory Layout

Stack: objects created/destroyed in last-in, first-out order

Heap: objects created/destroyed in any order; automatic garbage collection optional

Static: objects allocated at compile time; persist throughout run



Static Objects

```
class Example {  
    public static final int a = 3;  
  
    public void hello() {  
        System.out.println("Hello");  
    }  
}
```

Advantages

Zero-cost memory management

Often faster access (address a constant)

No out-of-memory danger

Examples

Static class variable

Code for hello method

String constant "Hello"

Information about the Example class


Disadvantages

Size and number must be known beforehand

Wasteful if sharing is possible

The Stack and Activation Records

Stack-Allocated Objects



Natural for supporting recursion.

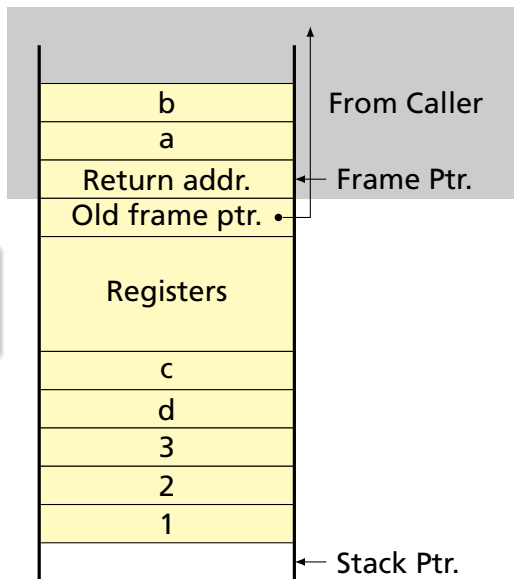
Idea: some objects persist from when a procedure is called to when it returns.

Naturally implemented with a stack: linear array of memory that grows and shrinks at only one boundary.

Each invocation of a procedure gets its own *frame* (*activation record*) where it stores its own local variables and bookkeeping information.

An Activation Record: The State Before Calling *bar*

```
int foo(int a, int b) {  
    int c, d;  
    bar(1, 2, 3);  
}
```



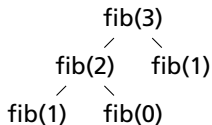
Recursive Fibonacci

(Real C)


```
int fib(int n) {  
    if (n<2)  
  
        return 1;  
    else  
        return  
            fib(n-1)  
            +  
            fib(n-2);  
}
```

(Assembly-like C)

```
int fib(int n) {  
    int tmp1, tmp2, tmp3;  
    tmp1 = n < 2;  
    if (!tmp1) goto L1;  
    return 1;  
L1: tmp1 = n - 1;  
    tmp2 = fib(tmp1);  
L2: tmp1 = n - 2;  
    tmp3 = fib(tmp1);  
L3: tmp1 = tmp2 + tmp3;  
    return tmp1;  
}
```



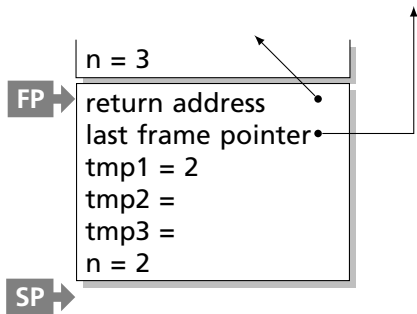
Executing fib(3)



```
int fib(int n) {
    int tmp1, tmp2, tmp3;
    tmp1 = n < 2;
    if (!tmp1) goto L1;
    return 1;
L1: tmp1 = n - 1;
    tmp2 = fib(tmp1);
L2: tmp1 = n - 2;
    tmp3 = fib(tmp1);
L3: tmp1 = tmp2 + tmp3;
    return tmp1;
}
```

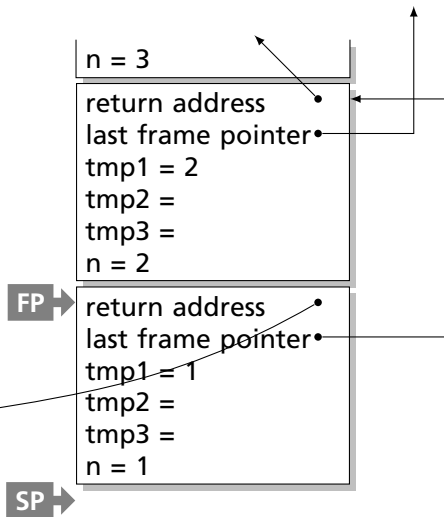
Executing fib(3)

```
int fib(int n) {  
    int tmp1, tmp2, tmp3;  
    tmp1 = n < 2;  
    if (!tmp1) goto L1;  
    return 1;  
L1: tmp1 = n - 1;  
    tmp2 = fib(tmp1);  
L2: tmp1 = n - 2;  
    tmp3 = fib(tmp1);  
L3: tmp1 = tmp2 + tmp3;  
    return tmp1;  
}
```



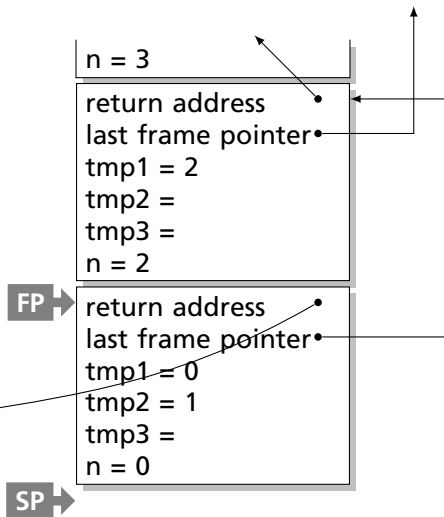
Executing fib(3)

```
int fib(int n) {  
    int tmp1, tmp2, tmp3;  
    tmp1 = n < 2;  
    if (!tmp1) goto L1;  
    return 1;  
L1: tmp1 = n - 1;  
    tmp2 = fib(tmp1);  
L2: tmp1 = n - 2;  
    tmp3 = fib(tmp1);  
L3: tmp1 = tmp2 + tmp3;  
    return tmp1;  
}
```



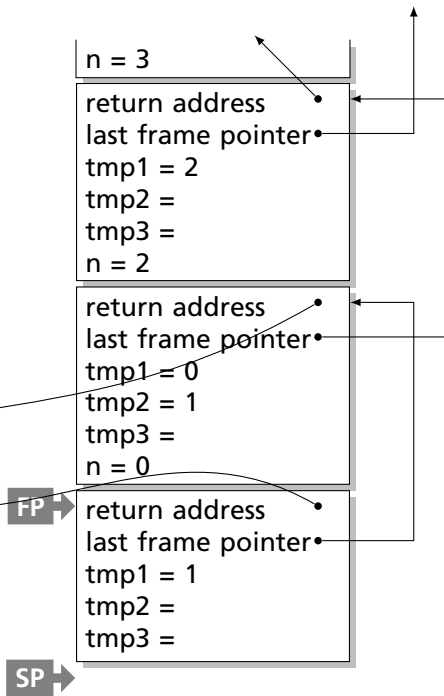
Executing fib(3)

```
int fib(int n) {  
    int tmp1, tmp2, tmp3;  
    tmp1 = n < 2;  
    if (!tmp1) goto L1;  
    return 1;  
L1: tmp1 = n - 1;  
    tmp2 = fib(tmp1);  
L2: tmp1 = n - 2;  
    tmp3 = fib(tmp1);  
L3: tmp1 = tmp2 + tmp3;  
    return tmp1;  
}
```



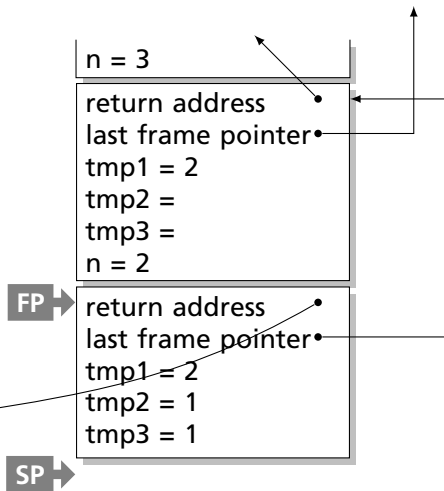
Executing fib(3)

```
int fib(int n) {  
    int tmp1, tmp2, tmp3;  
    tmp1 = n < 2;  
    if (!tmp1) goto L1;  
    return 1;  
L1: tmp1 = n - 1;  
    tmp2 = fib(tmp1);  
L2: tmp1 = n - 2;  
    tmp3 = fib(tmp1);  
L3: tmp1 = tmp2 + tmp3;  
    return tmp1;  
}
```



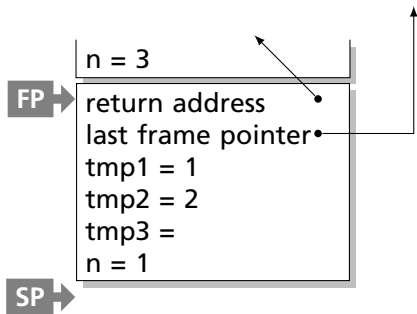
Executing fib(3)

```
int fib(int n) {  
    int tmp1, tmp2, tmp3;  
    tmp1 = n < 2;  
    if (!tmp1) goto L1;  
    return 1;  
L1: tmp1 = n - 1;  
    tmp2 = fib(tmp1);  
L2: tmp1 = n - 2;  
    tmp3 = fib(tmp1);  
L3: tmp1 = tmp2 + tmp3;  
    return tmp1;  
}
```



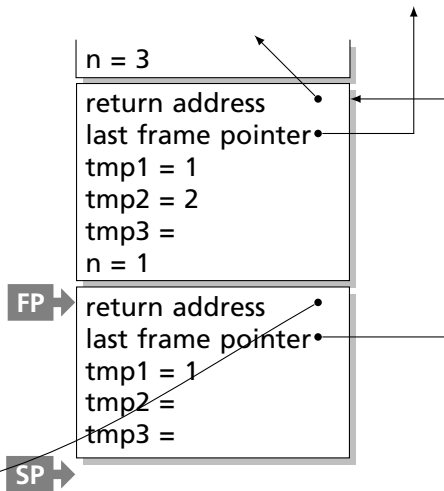
Executing fib(3)

```
int fib(int n) {  
    int tmp1, tmp2, tmp3;  
    tmp1 = n < 2;  
    if (!tmp1) goto L1;  
    return 1;  
L1: tmp1 = n - 1;  
    tmp2 = fib(tmp1);  
L2: tmp1 = n - 2;  
    tmp3 = fib(tmp1);  
L3: tmp1 = tmp2 + tmp3;  
    return tmp1;  
}
```



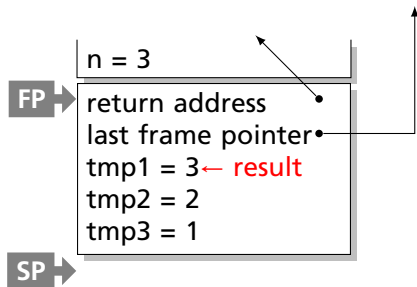
Executing fib(3)

```
int fib(int n) {  
    int tmp1, tmp2, tmp3;  
    tmp1 = n < 2;  
    if (!tmp1) goto L1;  
    return 1;  
L1: tmp1 = n - 1;  
    tmp2 = fib(tmp1);  
L2: tmp1 = n - 2;  
    tmp3 = fib(tmp1);  
L3: tmp1 = tmp2 + tmp3;  
    return tmp1;  
}
```



Executing fib(3)

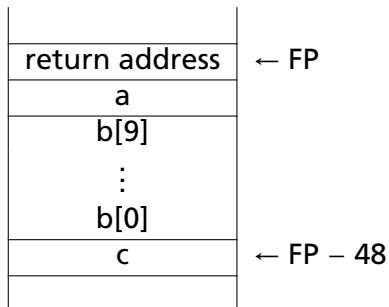
```
int fib(int n) {  
    int tmp1, tmp2, tmp3;  
    tmp1 = n < 2;  
    if (!tmp1) goto L1;  
    return 1;  
L1: tmp1 = n - 1;  
    tmp2 = fib(tmp1);  
L2: tmp1 = n - 2;  
    tmp3 = fib(tmp1);  
L3: tmp1 = tmp2 + tmp3;  
    return tmp1;  
}
```



Allocating Fixed-Size Arrays

Local arrays with fixed size are easy to stack.

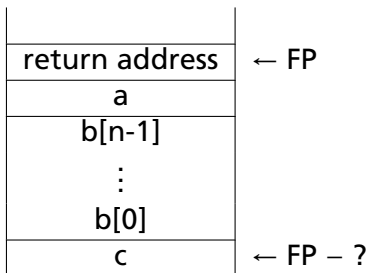
```
void foo()  
{  
    int a;  
    int b[10];  
    int c;  
}
```



Allocating Variable-Sized Arrays

Variable-sized local arrays aren't as easy.

```
void foo(int n)
{
    int a;
    int b[n];
    int c;
}
```

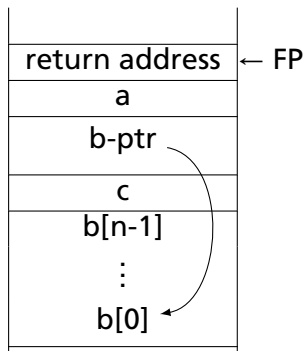


Doesn't work: generated code expects a fixed offset for c.
Even worse for multi-dimensional arrays.

Allocating Variable-Sized Arrays

As always:
add a level of indirection

```
void foo(int n)
{
    int a;
    int b[n];
    int c;
}
```



Variables remain constant offset from frame pointer.

Nesting Function Definitions

```
let articles words =  
  let report w =  
    let count = List.length  
      (List.filter ((=) w) words)  
    in w ^ ": " ^  
      string_of_int count  
  in String.concat ", "  
    (List.map report ["a"; "the"])  
in articles  
  ["the"; "plt"; "class"; "is";  
   "a"; "pain"; "in";  
   "the"; "butt"]
```

```
let count words w = List.length  
  (List.filter ((=) w) words) in  
let report words w = w ^ ": " ^  
  string_of_int (count words w) in  
let articles words =  
  String.concat ", "  
  (List.map (report words)  
   ["a"; "the"]) in  
articles  
  ["the"; "plt"; "class"; "is";  
   "a"; "pain"; "in";  
   "the"; "butt"]
```

Produces "a: 1, the: 2"

Implementing Nested Functions with Access Links

```
let a x s =  
  let b y =  
    let c z = z + s in  
    let d w = c (w+1) in  
    d (y+1) in (* b *)  
  let e q = b (q+1) in  
  e (x+1) (* a *)
```

a:

(access link) •

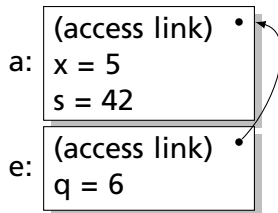
x = 5

s = 42

What does "a 5 42" give?

Implementing Nested Functions with Access Links

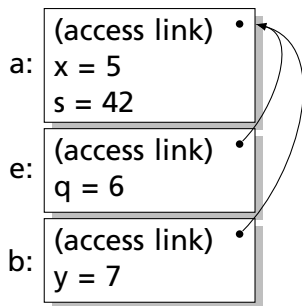
```
let a x s =  
  let b y =  
    let c z = z + s in  
    let d w = c (w+1) in  
    d (y+1) in (* b *)  
  let e q = b (q+1) in  
e (x+1) (* a *)
```



What does "a 5 42" give?

Implementing Nested Functions with Access Links

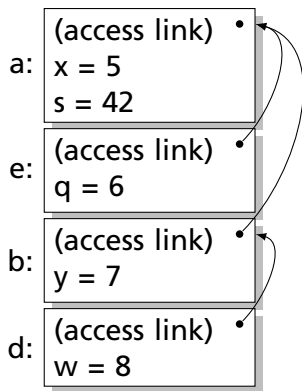
```
let a x s =  
  let b y =  
    let c z = z + s in  
    let d w = c (w+1) in  
    d (y+1) in (* b *)  
  let e q = b (q+1) in  
  e (x+1) (* a *)
```



What does "a 5 42" give?

Implementing Nested Functions with Access Links

```
let a x s =  
  let b y =  
    let c z = z + s in  
    let d w = c (w+1) in  
    d (y+1) in (* b *)  
  let e q = b (q+1) in  
  e (x+1) (* a *)
```

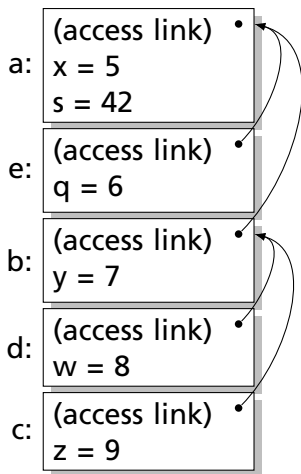


What does "a 5 42" give?

Implementing Nested Functions with Access Links

```
let a x s =  
  let b y =  
    let c z = z + s in  
    let d w = c (w+1) in  
    d (y+1) in (* b *)  
  let e q = b (q+1) in  
  e (x+1) (* a *)
```

What does "a 5 42" give?



In-Memory Layout Issues

Layout of Records and Unions

Modern processors have byte-addressable memory.



The IBM 360 (c. 1964) helped to popularize byte-addressable memory.

Many data types (integers, addresses, floating-point numbers) are wider than a byte.

16-bit integer:

| | |
|---|---|
| 1 | 0 |
|---|---|

32-bit integer:

| | | | |
|---|---|---|---|
| 3 | 2 | 1 | 0 |
|---|---|---|---|



Layout of Records and Unions

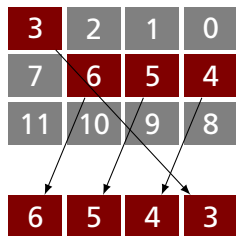
Modern memory systems read data in 32-, 64-, or 128-bit chunks:

| | | | |
|----|----|---|---|
| 3 | 2 | 1 | 0 |
| 7 | 6 | 5 | 4 |
| 11 | 10 | 9 | 8 |

Reading an aligned 32-bit value is fast: a single operation.

| | | | |
|----|----|---|---|
| 3 | 2 | 1 | 0 |
| 7 | 6 | 5 | 4 |
| 11 | 10 | 9 | 8 |

It is harder to read an unaligned value: two reads plus shifting



SPARC and ARM prohibit unaligned accesses

MIPS has special unaligned load/store instructions

x86, 68k run more slowly with unaligned accesses


Padding

To avoid unaligned accesses, the C compiler pads the layout of unions and records.

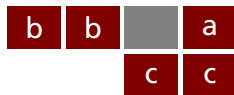
Rules:

- ▶ Each n -byte object must start on a multiple of n bytes (no unaligned accesses).
- ▶ Any object containing an n -byte object must be of size mn for some integer m (aligned even when arrayed).

```
struct padded {  
  int x;    /* 4 bytes */  
  char z;   /* 1 byte  */  
  short y;  /* 2 bytes */  
  char w;   /* 1 byte  */  
};
```



```
struct padded {  
  char a;   /* 1 byte  */  
  short b;  /* 2 bytes */  
  short c;  /* 2 bytes */  
};
```



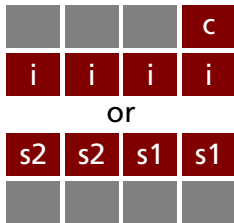
Unions

A C *struct* has a separate space for each field; a C *union* shares one space among all fields

```
union intchar {  
    int i;    /* 4 bytes */  
    char c;  /* 1 byte  */  
};
```



```
union twostructs {  
    struct {  
        char c;    /* 1 byte */  
        int i;    /* 4 bytes */  
    } a;  
    struct {  
        short s1; /* 2 bytes */  
        short s2; /* 2 bytes */  
    } b;  
};
```



Arrays


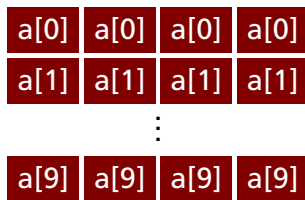


Basic policy in C: an array is just one object after another in memory.

```
int a[10];
```

This is why you need padding at the end of *structs*.

```
struct {  
    int a;  
    char c;  
} b[2];
```



Arrays and Aggregate types

The largest primitive type
dictates the alignment

```
struct {  
    short a;  
    short b;  
    char c;  
} d[4];
```

| | | | | |
|---|---|---|---|------|
| b | b | a | a | d[0] |
| a | a | | c | d[1] |
| | c | b | b | |
| b | b | a | a | d[2] |
| a | a | | c | d[3] |
| | c | b | b | |

Arrays of Arrays

```
char a[4];
```

| | | | |
|------|------|------|------|
| a[3] | a[2] | a[1] | a[0] |
|------|------|------|------|

```
char a[3][4];
```

| | | | | |
|---------|---------|---------|---------|------|
| a[0][3] | a[0][2] | a[0][1] | a[0][0] | a[0] |
| a[1][3] | a[1][2] | a[1][1] | a[1][0] | a[1] |
| a[2][3] | a[2][2] | a[2][1] | a[2][0] | a[2] |

The Heap

Heap-Allocated Storage

Static works when you know everything beforehand and always need it.

Stack enables, but also requires, recursive behavior.

A *heap* is a region of memory where blocks can be allocated and deallocated in any order.

(These heaps are different than those in, e.g., heapsort)

Dynamic Storage Allocation in C

```
struct point {
    int x, y;
};

int play_with_points(int n)
{
    int i;
    struct point *points;

    points = malloc(n * sizeof(struct point));

    for ( i = 0 ; i < n ; i++ ) {
        points[i].x = random();
        points[i].y = random();
    }

    /* do something with the array */

    free(points);
}
```

Dynamic Storage Allocation



Dynamic Storage Allocation



↓ free()

Dynamic Storage Allocation



↓ free()



Dynamic Storage Allocation



↓ free()



↓ malloc()

Dynamic Storage Allocation



↓ free()



↓ malloc()



Dynamic Storage Allocation

Rules:

Each allocated block contiguous (no holes)

Blocks stay fixed once allocated

malloc()

Find an area large enough for requested block

Mark memory as allocated

free()

Mark the block as unallocated



Simple Dynamic Storage Allocation

Maintaining information about free memory

Simplest: Linked list

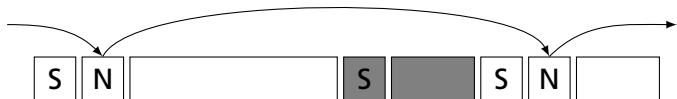
The algorithm for locating a suitable block

Simplest: First-fit

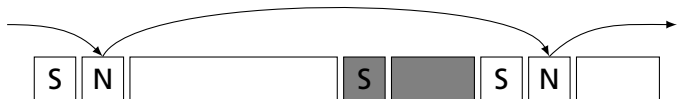
The algorithm for freeing an allocated block

Simplest: Coalesce adjacent free blocks

Simple Dynamic Storage Allocation

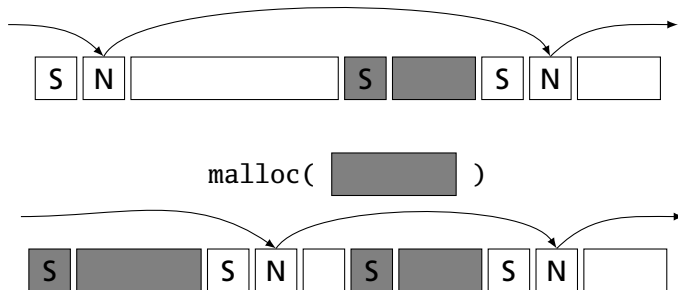


Simple Dynamic Storage Allocation

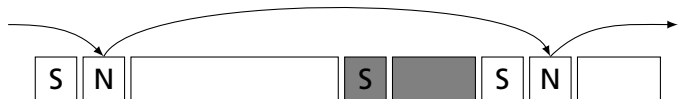


`malloc([gray box])`

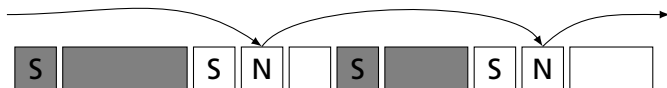
Simple Dynamic Storage Allocation



Simple Dynamic Storage Allocation

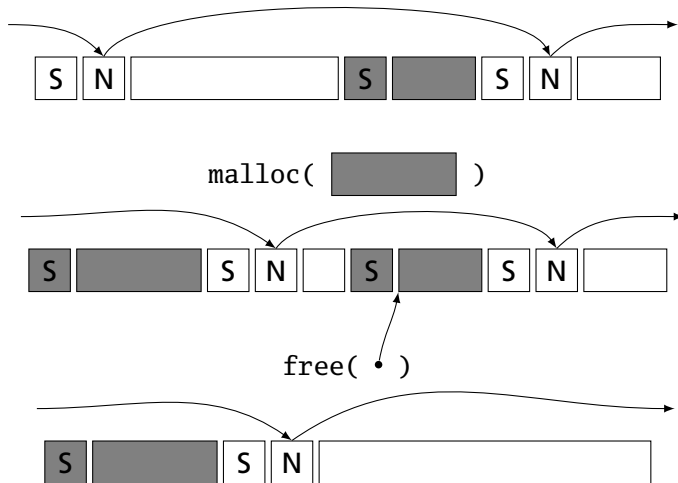


`malloc([gray box])`



`free(•)`

Simple Dynamic Storage Allocation



Dynamic Storage Allocation

Many, many other approaches.

Other “fit” algorithms

Segregation of objects by size

More clever data structures

Heap Variants

Memory pools: Differently-managed heap areas

Stack-based pool: only free whole pool at once


- Nice for build-once data structures

Single-size-object pool:

- Fit, allocation, etc. much faster

- Good for object-oriented programs

Fragmentation

malloc() seven times give



free() four times gives



malloc() ?

Need more memory; can't use fragmented memory.

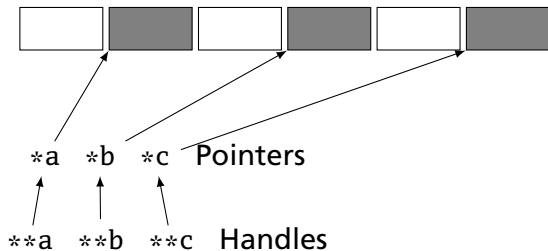
Hockey smile



Fragmentation and Handles

Standard CS solution: Add another layer of indirection.

Always reference memory through "handles."

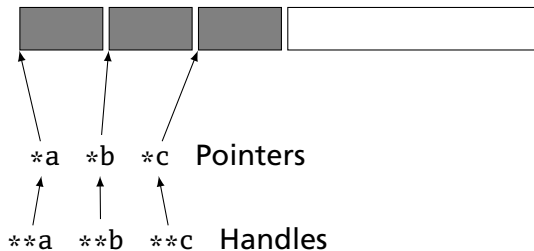


The original Macintosh did this to save memory.

Fragmentation and Handles

Standard CS solution: Add another layer of indirection.

Always reference memory through "handles."



The original Macintosh did this to save memory.

Automatic Garbage Collection

Automatic Garbage Collection

Entrust the runtime system with freeing heap objects

Now common: Java, C#, Javascript, Python, Ruby, OCaml and most functional languages

Advantages

Much easier for the programmer

Greatly improves reliability: no memory leaks, double-freeing, or other memory management errors

Disadvantages

Slower, sometimes unpredictably so

May consume more memory

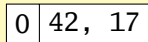


Reference Counting

What and when to free?

- ▶ Maintain count of references to each object
- ▶ Free when count reaches zero

```
let a = (42, 17) in  
let b = [a;a] in  
let c = (1,2)::b in  
b
```



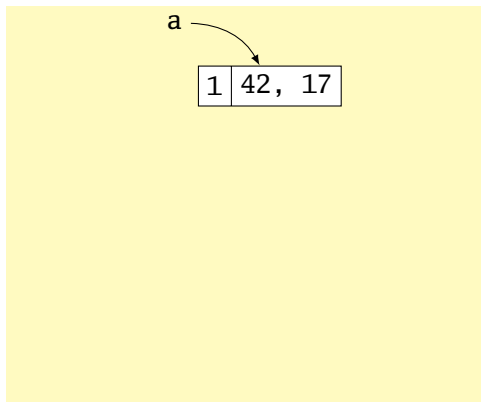
| | |
|---|--------|
| 0 | 42, 17 |
|---|--------|

Reference Counting

What and when to free?

- ▶ Maintain count of references to each object
- ▶ Free when count reaches zero

```
let a = (42, 17) in  
let b = [a;a] in  
let c = (1,2)::b in  
b
```

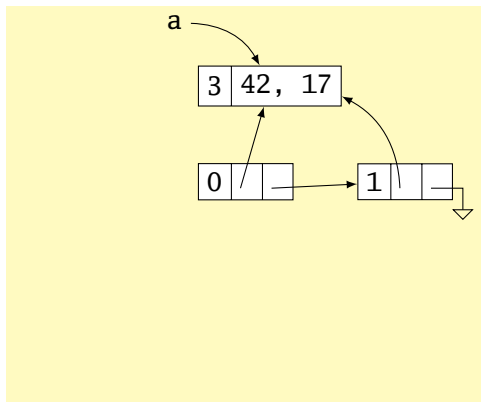


Reference Counting

What and when to free?

- ▶ Maintain count of references to each object
- ▶ Free when count reaches zero

```
let a = (42, 17) in
let b = [a;a] in
let c = (1,2)::b in
b
```

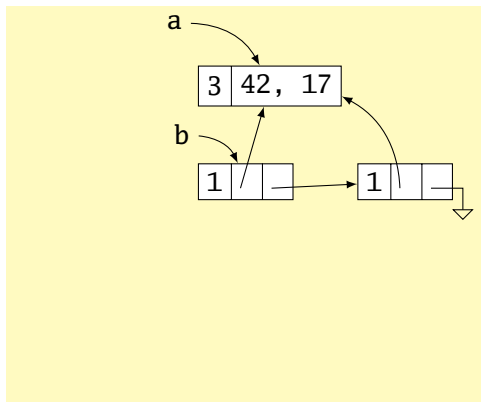


Reference Counting

What and when to free?

- ▶ Maintain count of references to each object
- ▶ Free when count reaches zero

```
let a = (42, 17) in  
let b = [a;a] in  
let c = (1,2)::b in  
b
```

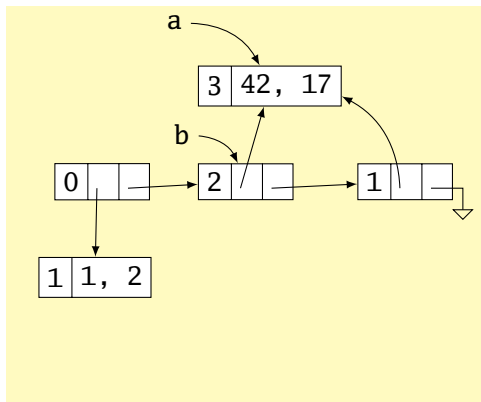


Reference Counting

What and when to free?

- ▶ Maintain count of references to each object
- ▶ Free when count reaches zero

```
let a = (42, 17) in  
let b = [a;a] in  
let c = (1,2)::b in  
b
```

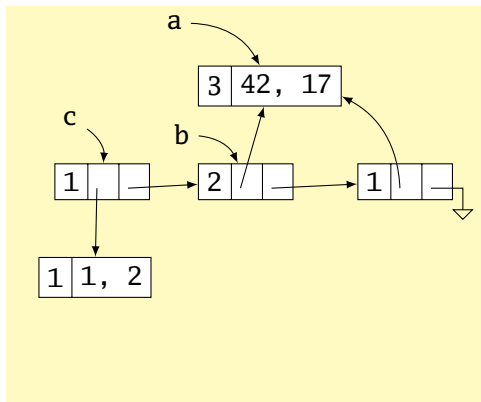


Reference Counting

What and when to free?

- ▶ Maintain count of references to each object
- ▶ Free when count reaches zero

```
let a = (42, 17) in  
let b = [a;a] in  
let c = (1,2)::b in  
b
```

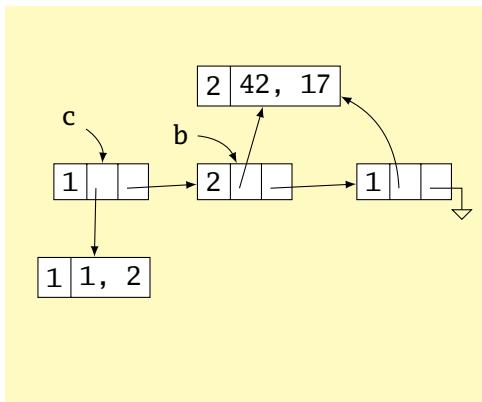


Reference Counting

What and when to free?

- ▶ Maintain count of references to each object
- ▶ Free when count reaches zero

```
let a = (42, 17) in  
let b = [a;a] in  
let c = (1,2)::b in  
b
```

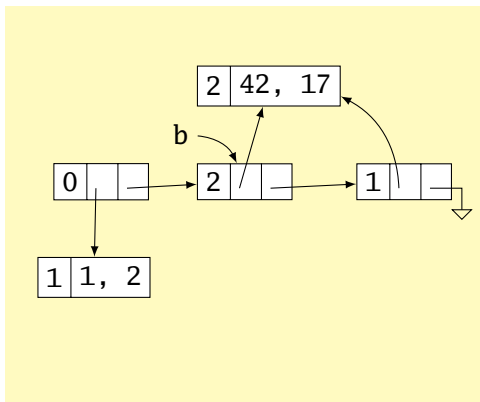


Reference Counting

What and when to free?

- ▶ Maintain count of references to each object
- ▶ Free when count reaches zero

```
let a = (42, 17) in
let b = [a;a] in
let c = (1,2)::b in
b
```

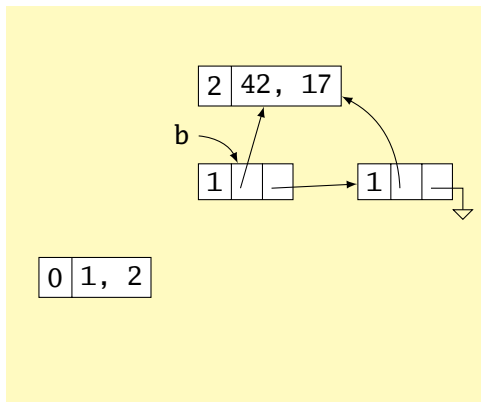


Reference Counting

What and when to free?

- ▶ Maintain count of references to each object
- ▶ Free when count reaches zero

```
let a = (42, 17) in  
let b = [a;a] in  
let c = (1,2)::b in  
b
```

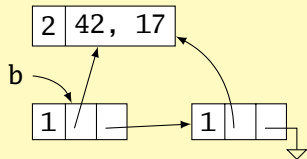


Reference Counting

What and when to free?

- ▶ Maintain count of references to each object
- ▶ Free when count reaches zero

```
let a = (42, 17) in
let b = [a;a] in
let c = (1,2)::b in
b
```



Issues with Reference Counting

Circular structures defy reference counting:



Neither is reachable, yet both have non-zero reference counts.

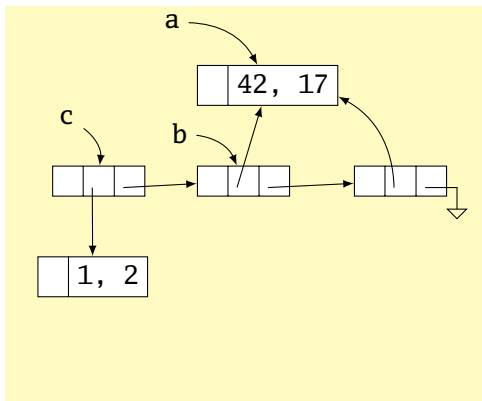
High overhead (must update counts constantly), although incremental

Mark-and-Sweep

What and when to free?

- ▶ Stop-the-world algorithm invoked when memory full
- ▶ Breadth-first-search marks all reachable memory
- ▶ All unmarked items freed

```
let a = (42, 17) in  
let b = [a;a] in  
let c = (1,2)::b in  
b
```

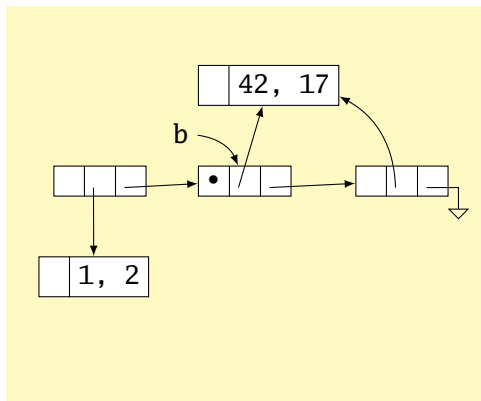


Mark-and-Sweep

What and when to free?

- ▶ Stop-the-world algorithm invoked when memory full
- ▶ Breadth-first-search marks all reachable memory
- ▶ All unmarked items freed

```
let a = (42, 17) in  
let b = [a;a] in  
let c = (1,2)::b in  
b
```

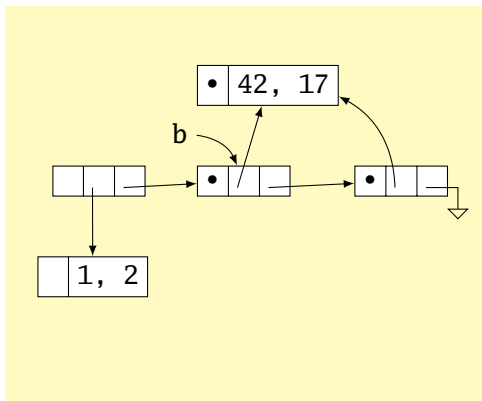


Mark-and-Sweep

What and when to free?

- ▶ Stop-the-world algorithm invoked when memory full
- ▶ Breadth-first-search marks all reachable memory
- ▶ All unmarked items freed

```
let a = (42, 17) in  
let b = [a;a] in  
let c = (1,2)::b in  
b
```

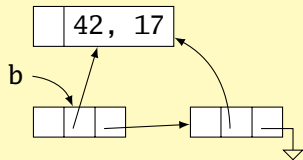


Mark-and-Sweep

What and when to free?

- ▶ Stop-the-world algorithm invoked when memory full
- ▶ Breadth-first-search marks all reachable memory
- ▶ All unmarked items freed

```
let a = (42, 17) in  
let b = [a;a] in  
let c = (1,2)::b in  
b
```



Mark-and-Sweep

Mark-and-sweep is faster overall; may induce big pauses

Mark-and-compact variant also moves or copies reachable objects to eliminate fragmentation

Incremental garbage collectors try to avoid doing everything at once

Most objects die young; generational garbage collectors segregate heap objects by age

Parallel garbage collection tricky

Real-time garbage collection tricky

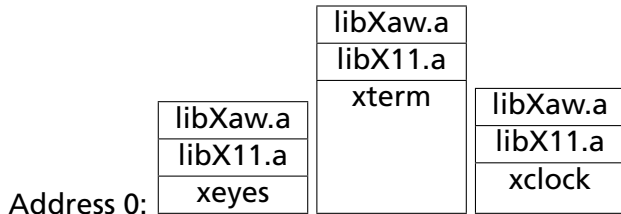
Shared Libraries and Dynamic Linking



Shared Libraries and Dynamic Linking

The 1980s GUI/WIMP revolution required many large libraries (the Athena widgets, Motif, etc.)

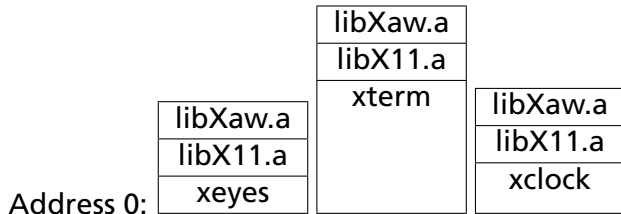
Under a *static linking* model, each executable using a library gets a copy of that library's code.



Shared Libraries and Dynamic Linking

The 1980s GUI/WIMP revolution required many large libraries (the Athena widgets, Motif, etc.)

Under a *static linking* model, each executable using a library gets a copy of that library's code.



Wasteful: running many GUI programs at once fills memory with **nearly identical** copies of each library.

Something had to be done: another level of indirection.

Shared Libraries: First Attempt

Most code makes assumptions about its location.

First solution (early Unix System V R3) required each shared library to be located at a unique address:



Shared Libraries: First Attempt

Most code makes assumptions about its location.

First solution (early Unix System V R3) required each shared library to be located at a unique address:

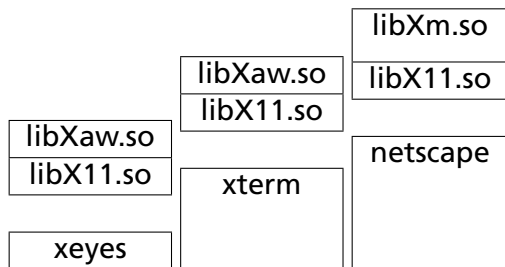


Obvious disadvantage: must ensure each new shared library located at a new address.

Works fine if there are only a few libraries; tended to discourage their use.

Shared Libraries

Problem fundamentally is that each program may need to see different libraries **each at a different address**.



Position-Independent Code

Solution: Require the code for libraries to be position-independent. **Make it so they can run anywhere in memory.**

As always, add another level of indirection:

- ▶ All branching is PC-relative
- ▶ All data must be addressed relative to a base register.
- ▶ All branching to and from this code must go through a jump table.

Position-Independent Code for bar()

Normal unlinked code

```
save %sp, -112, %sp
sethi %hi(0), %o0
    R_SPARC_HI22 .bss
mov %o0, %o0
    R_SPARC_LO10 .bss
sethi %hi(0), %o1
    R_SPARC_HI22 a
mov %o1, %o1
    R_SPARC_LO10 a
call 14
    R_SPARC_WDISP30 strcpy
nop
sethi %hi(0), %o0
    R_SPARC_HI22 .bss
mov %o0, %o0
    R_SPARC_LO10 .bss
call 24
    R_SPARC_WDISP30 baz
nop
ret
restore
```

gcc -fpic -shared

```
save %sp, -112, %sp
sethi %hi(0x10000), %l7
call 8e0 ! add PC to %l7
add %l7, 0x198, %l7
ld [ %l7 + 0x20 ], %o0
ld [ %l7 + 0x24 ], %o1
```

Actually just a stub

```
call 10a24 ! strcpy
```

```
nop
ld [ %l7 + 0x20 ], %o0
```

call is PC-relative

```
call 10a3c ! baz
```

```
nop
ret
restore
```

Objects and Inheritance

Single Inheritance

Simple: Add new fields to end of the object

Fields in base class always at same offset in derived class
(compiler never reorders)

Consequence: Derived classes can never remove fields

C++

```
class Shape {  
    double x, y;  
};  
  
class Box : Shape {  
    double h, w;  
};  
  
class Circle : Shape {  
    double r;  
};
```

Equivalent C

```
struct Shape {  
    double x, y;  
};  
  
struct Box {  
    double x, y;  
    double h, w;  
};  
  
struct Circle {  
    double x, y;  
    double r;  
};
```

Virtual Functions

```
class Shape {  
    virtual void draw(); // Invoked by object's run-time class  
}; // not its compile-time type.  
  
class Line : public Shape {  
    void draw();  
}  
  
class Arc : public Shape {  
    void draw();  
};  
  
Shape *s[10];  
s[0] = new Line;  
s[1] = new Arc;  
s[0]->draw(); // Invoke Line::draw()  
s[1]->draw(); // Invoke Arc::draw()
```

Virtual Functions

Trick: add to each object a pointer to the virtual table for its type, filled with pointers to the virtual functions.

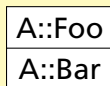
Like the objects themselves, the virtual table for each derived type begins identically.

```
struct A {  
    int x;  
    virtual void Foo();  
    virtual void Bar();  
};
```

```
struct B : A {  
    int y;  
    virtual void Foo();  
    virtual void Baz();  
};
```

```
A a1;  
A a2;  
B b1;
```

A's Vtbl



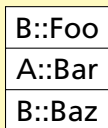
a1



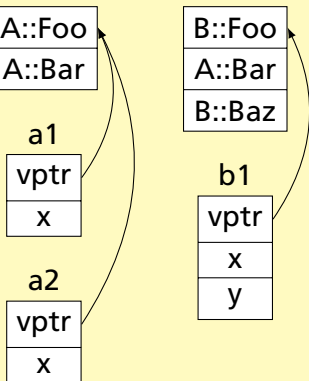
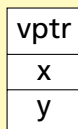
a2



B's Vtbl



b1



Exceptions



C++'s Exceptions

```
struct Except {} ex; // This struct functions as an exception

void top(void) {
    try {
        child();
    } catch (Except e) { // throw sends control here
        printf("oops\n");
    }
}

void child() {
    child2();
}

void child2() {
    throw ex; // Pass control up to the catch block
}
```

The diagram illustrates the control flow of an exception in C++:

- 1**: A red box with the number 1 is located at the end of the `try` block in the `top` function.
- 2**: A red box with the number 2 is located at the end of the `child2` function.
- 3**: A blue box with the number 3 is located at the end of the `child` function.
- A red arrow points from box 1 down to box 2, representing the normal call from `top` to `child`.
- A red arrow points from box 2 down to box 3, representing the call from `child` to `child2`.
- A blue arrow points from box 3 up to box 1, representing the exception being thrown from `child2` and caught in the `catch` block of `top`.

C's setjmp/longjmp: Idiosyncratic Exceptions

```
#include <setjmp.h>

jmp_buf closure;          /* return address, stack & frame ptrs. */

void top(void) {
    switch ( setjmp(closure) ) { /* normal: store closure, return 0 */
                                /* longjmp jumps here, returns 1 */
    case 0: child();          /* unexceptional case */
            break;
    case 1: break;          /* longjmp( ,1) called */
    }
}

void child() {
    child2();
}

void child2() {
    longjmp(closure, 1);
}
```

The diagram illustrates the control flow of the provided C code. It shows the execution path from the `top` function to `child` and `child2`, and then back to `top` via `longjmp`. The flow is marked with numbered boxes:

- 1**: The `setjmp(closure)` call in the `switch` statement.
- 2**: The `break;` statement in the `case 0` block.
- 3**: The `child2()` call in the `child` function.
- 4**: The `longjmp(closure, 1);` call in the `child2` function.
- 5**: The point immediately following the `setjmp(closure)` call in the `switch` statement, where control resumes after a `longjmp`.

Implementing Exceptions

One way: maintain a stack of exception handlers

```
try {  
    child();  
} catch (Ex e) {  
    foo();  
}
```

```
void child() {  
    child2();  
}
```

```
void child2() {  
    throw ex;  
}
```

```
push(Ex, Handler); // Push handler on stack  
  
child();  
pop(); // Normal termination  
goto Exit; // Jump over "catch"  
Handler:  
    foo(); // Body of "catch"  
Exit:
```

```
void child() {  
    child2();  
}
```

```
void child2() {  
    throw(ex); // Unroll stack; find handler  
}
```

Incurs overhead, even when no exceptions thrown

Implementing Exceptions with Tables

Q: When an exception is *thrown*, where was the last *try*?

A: Consult a table: relevant handler or “pop” for every PC

| | | | |
|----|----------------------------------|--------------|----------------------------|
| 1 | <code>void foo() {</code> | | |
| 2 | | | |
| 3 | <code> try {</code> | | |
| 4 | <code> bar();</code> | 5: query | |
| 5 | <code> } catch (Ex1 e) {</code> | | 1-2 Pop stack |
| 6 | <code> a();</code> | 6: handle | 3-5 Handler @ 5 for Ex1 |
| 7 | <code> }</code> | | |
| 8 | <code>}</code> | | |
| 9 | | | |
| 10 | <code>void bar() {</code> | | |
| 11 | <code> baz();</code> | 4: pop stack | |
| 12 | <code>}</code> | 3: query | 6-15 Pop stack |
| 13 | | | |
| 14 | <code>void baz() {</code> | | |
| 15 | | 2: pop stack | |
| 16 | <code> try {</code> | | |
| 17 | <code> throw ex1;</code> | 1: query | 16-18 Handler @ 14 for Ex2 |
| 18 | <code> } catch (Ex2 e) {</code> | | |
| 19 | <code> b();</code> | | |
| 20 | <code> }</code> | | 19-21 Pop stack |
| 21 | <code>}</code> | | |