

# Control Flow

Stephen A. Edwards

Columbia University

Summer 2014



# Control Flow

“Time is Nature’s way of preventing everything from happening at once.”

Scott identifies seven manifestations of this:

- |                   |  |
|-------------------|--|
| 1. Sequencing     | <code>foo(); bar();</code>                       |
| 2. Selection      | <code>if (a) foo();</code>                       |
| 3. Iteration      | <code>while (i&lt;10) foo(i);</code>             |
| 4. Procedures     | <code>foo(10,20);</code>                         |
| 5. Recursion      | <code>foo(int i) { foo(i-1); }</code>            |
| 6. Concurrency    | <code>foo()    bar()</code>                      |
| 7. Nondeterminism | <code>do a -&gt; foo(); [] b -&gt; bar();</code> |

## Ordering Within Expressions

What code does a compiler generate for

```
a = b + c + d;
```

Most likely something like

```
tmp = b + c;  
a = tmp + d;
```

(Assumes left-to-right evaluation of expressions.)

# Order of Evaluation

Why would you care?

Expression evaluation can have side-effects.

Floating-point numbers don't behave like numbers.

Hindu-Arabic	Roman	Greek	Egyptian	Greco-Latin	Babylonian	Chinese	Mayan
0				⊙	𐎶	○	⦿
1	I	A	I	⊙	𐎶	I	•
2	II	B	II	⊙	𐎶𐎶	II	••
3	III	Γ	III	⊙	𐎶𐎶𐎶	III	•••
4	IV	Δ	IIII	⊙	𐎶𐎶𐎶𐎶	IIII	••••
5	V	E	IIII	⊙	𐎶𐎶𐎶𐎶	IIII	••••
6	VI	F	IIII	⊙	𐎶𐎶𐎶𐎶	V	••••
7	VII	Z	IIII	⊙	𐎶𐎶𐎶𐎶	VI	••••
8	VIII	H	IIII	⊙	𐎶𐎶𐎶𐎶	VII	••••
9	IX	Θ	IIII	⊙	𐎶𐎶𐎶𐎶	VIII	••••
10	X	I	∧	⊙	<	—	
50	L	N	∧∧∧∧	⊙⊙	<<<<<	III	
100	C	P	e	⊙⊙	𐎶<<<<<	100	

## Side-effects

```
int x = 0;

int foo() {
    x += 5;
    return x;
}

int bar() {
    int a = foo() + x + foo();
    return a;
}
```

What does *bar()* return?

## Side-effects

```
int x = 0;

int foo() {
    x += 5;
    return x;
}

int bar() {
    int a = foo() + x + foo();
    return a;
}
```

What does *bar()* return?

GCC returned 25.

Sun's C compiler returned 20.

C says expression evaluation order is implementation-dependent.

## Side-effects

Java prescribes left-to-right evaluation.

```
class Foo {  
  
    static int x;  
  
    static int foo() {  
        x += 5;  
        return x;  
    }  
  
    public static void main(String args[]) {  
        int a = foo() + x + foo();  
        System.out.println(a);  
    }  
  
}
```

Always prints 20.

# Number Behavior

Basic number axioms:

$$a + x = a \text{ if and only if } x = 0 \quad \text{Additive identity}$$

$$(a + b) + c = a + (b + c) \quad \text{Associative}$$

$$a(b + c) = ab + ac \quad \text{Distributive}$$





## Misbehaving Floating-Point Numbers

$$1e20 + 1e-20 = 1e20$$

$$1e-20 \ll 1e20$$

$$(1 + 9e-7) + 9e-7 \neq 1 + (9e-7 + 9e-7)$$

$9e-7 \ll 1$ , so it is discarded, however,  $1.8e-6$  is large enough

$$1.00001(1.000001 - 1) \neq 1.00001 \cdot 1.000001 - 1.00001 \cdot 1$$

$1.00001 \cdot 1.000001 = 1.00001100001$  requires too much intermediate precision.

## What's Going On?

Floating-point numbers are represented using an exponent/significand format:

$$\begin{array}{l} 1 \quad \underbrace{1000001}_{8\text{-bit exponent}} \quad \underbrace{01100000000000000000000}_{23\text{-bit significand}} \\ = -1.011_2 \times 2^{129-127} = -1.375 \times 4 = -5.5. \end{array}$$

What to remember:

$$\underbrace{1363.4568}_{\text{represented}} \underbrace{46353963456293}_{\text{rounded}}$$

# What's Going On?

Results are often rounded:

$$\begin{array}{r} 1.00001000000 \\ \times 1.00000100000 \\ \hline 1.000011\underbrace{00001}_{\text{rounded}} \end{array}$$

When  $b \approx -c$ ,  $b + c$  is small, so  $ab + ac \neq a(b + c)$  because precision is lost when  $ab$  is calculated.

Moral: Be aware of floating-point number properties when writing complex expressions.

# Short-Circuit Evaluation



When you write

```
if (disaster_could_happen)
    avoid_it();
else
    cause_a_disaster();
```

`cause_a_disaster()` is not called when `disaster_could_happen` is true.

The *if* statement evaluates its bodies lazily: only when necessary.

The section operator `? :` does this, too.

```
cost = disaster_possible ? avoid_it() : cause_it();
```

# Logical Operators



In Java and C, Boolean logical operators “short-circuit” to provide this facility:

```
if (disaster_possible || case_it()) { ... }
```

`case_it()` only called if `disaster_possible` is false.

The `&&` operator does the same thing.

Useful when a later test could cause an error:

```
int a[10];  
if (i >= 0 && i < 10 && a[i] == 0) { ... }
```

# Unstructured Control-Flow

Assembly languages usually provide three types of instructions:

Pass control to next instruction:

`add, sub, mov, cmp`

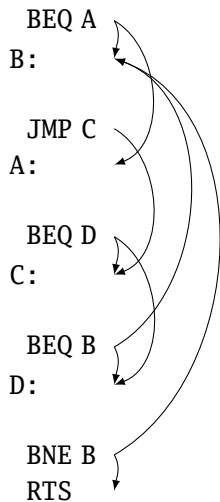
Pass control to another instruction:

`jmp rts`

Conditionally pass control next or elsewhere:

`beq bne blt`

# Unstructured Control-Flow



# Structured Control-Flow

The “object-oriented languages” of the 1960s and 70s.

Structured programming replaces the evil *goto* with structured (nested) constructs such as

for  
while  
break  
return  
continue  
do .. while  
if .. then .. else





# Gotos vs. Structured Programming

A typical use of a goto is building a loop. In BASIC:

```
10 PRINT I
20 I = I + 1
30 IF I < 10 GOTO 10
```

A cleaner version in C using structured control flow:

```
do {
    printf("%d\n", i);
    i = i + 1;
} while ( i < 10 )
```

An even better version

```
for ( i = 0 ; i < 10 ; i++)
    printf("%d\n", i);
```

# Gotos vs. Structured Programming

Break and continue leave loops prematurely:


```
for ( i = 0 ; i < 10 ; i++ ) {  
    if ( i == 5 ) continue;  
    if ( i == 8 ) break;  
    printf("%d\n", i);  
}
```

```
    i = 0;  
Again:  
    if (!(i < 10)) goto Break;  
    if ( i == 5 ) goto Continue;  
    if ( i == 8 ) goto Break;  
    printf("%d\n", i);  
Continue: i++; goto Again;  
Break:
```

# Escaping from Loops

Java allows you to escape from labeled loops:

```
a: for (int i = 0 ; i < 10 ; i++)  
    for ( int j = 0 ; j < 10 ; j++) {  
        System.out.println(i + "," + j);  
        if (i == 2 && j == 8) continue a;  
        if (i == 8 && j == 4) break a;  
    }
```



## Gotos vs. Structured Programming

Pascal has no “return” statement for escaping from functions/procedures early, so goto was necessary:

```
procedure consume_line(var line : string);  
begin  
  if line[i] = '%' then goto 100;  
  (* .... *)  
100:  
end
```

In C and many others, return does this for you:

```
void consume_line(char *line) {  
  if (line[0] == '%') return;  
}
```

# Loops

A modern processor can execute something like 1 billion instructions/second.

How many instructions are there in a typical program? Perhaps a million.

Why do programs take more than 1ms to run?

Answer: loops

This insight is critical for optimization: only bother optimizing the loops since everything else is of vanishing importance.



# Enumeration-Controlled Loops in FORTRAN

```
do 10 i = 1, 10, 2  
  ...  
10: continue
```

Executes body of the loop with  $i=1, 3, 5, \dots, 9$

Tricky things:

What happens if the body changes the value of  $i$ ?

What happens if gotos jump into or out of the loop?

What is the value of  $i$  upon exit?

What happens if the upper bound is less than the lower one?

## Changing Loop Indices

Most languages prohibit changing the index within a loop.

(Algol 68, Pascal, Ada, FORTRAN 77 and 90, Modula-3)

But C, C++, and Java allow it.

Why would a language bother to restrict this?

## Empty Bounds

In FORTRAN, the body of this loop is executed once:

```
do 10 i = 10, 1, 1
  ...
10: continue
```

“for i = 10 to 1 by 1”

Test is done *after* the body.

Modern languages place the test *before* the loop.

Does the right thing when the bounds are empty.

Slightly less efficient (one extra test).



## Scope of Loop Index

What happens to the loop index when the loop terminates?

Index is undefined: FORTRAN IV, Pascal.

Index is its last value: FORTRAN 77, Algol 60

Index is just a variable: C, C++, Java

Tricky when iterating over subranges. What's next?

```
var c : 'a'..'z';  
for c := 'a' to 'z' do begin  
  ...  
end; (* what's c? *)
```

## Scope of Loop Index

Originally in C++, a locally-defined index variable's scope extended beyond the loop:

```
for (int i = 0 ; i < 10 ; i++) { ... }  
a = a + i; // Was OK: i = 10 here
```

But this is awkward:

```
for (int i = 0 ; i < 10 ; i++) { ... }  
...  
for (int i = 0 ; i < 10 ; i++) // Error: i redeclared
```

## Scope of Loop Index

C++ and Java now restrict the scope to the loop body:

```
for (int i = 0 ; i < 10 ; i++ ) {  
    int a = i; // OK  
}  
...  
int b = i; // Error: i undefined  
...  
for (int i = 0 ; i < 10 ; i++ ) { // OK  
}
```

Rather annoying: broke many old C++ programs.

Better for new code.

## Algol's Combination Loop

*for* → *for id := for-list do stmt*

*for-list* → *enumerator ( , enumerator)\**

*enumerator* → *expr*

→ *expr step expr until expr*

→ *expr while condition*

Equivalent:

```
for i := 1, 3, 5, 7, 9 do ...  
for i := 1 step 2 until 10 do ...  
for i := 1, i+2 while i < 10 do ...
```

Language implicitly steps through enumerators (implicit variable).

## Mid-test Loops

```
while true do begin  
  readln(line);  
  if all_blanks(line) then goto 100;  
  consume_line(line);  
end;  
100:
```

In Modula-2:

```
LOOP  
  line := ReadLine;  
WHEN AllBlanks(line) EXIT;  
  ConsumeLine(line)  
END;
```

# Multi-way Branching

```
switch (s) {  
  case 1: one(); break;  
  case 2: two(); break;  
  case 3: three(); break;  
  case 4: four(); break;  
}
```



```
switch (s) {  
  case 1: goto One;  
  case 2: goto Two;  
  case 3: goto Three;  
  case 4: goto Four;  
}  
goto Break;  
  
One:  one(); goto Break;  
Two:  two(); goto Break;  
Three: three(); goto Break;  
Four: four(); goto Break;  
Break:
```

Switch sends control to one of the case labels. Break terminates the statement. Really just a multi-way *goto*:

## Implementing multi-way branches

```
switch (s) {  
  case 1: one(); break;  
  case 2: two(); break;  
  case 3: three(); break;  
  case 4: four(); break;  
}
```

Obvious way:

```
if (s == 1) { one(); }  
else if (s == 2) { two(); }  
else if (s == 3) { three(); }  
else if (s == 4) { four(); }
```

Reasonable, but we can sometimes do better.

## Implementing multi-way branches

If the cases are *dense*, a branch table is more efficient:

```
switch (s) {  
  case 1: one(); break;  
  case 2: two(); break;  
  case 3: three(); break;  
  case 4: four(); break;  
}
```

A branch table written using a GCC extension:

```
/* Array of addresses of labels */  
static void *l[] = { &&L1, &&L2, &&L3, &&L4 };  
  
if (s >= 1 && s <= 4)  
  goto *l[s-1];  
goto Break;  
L1: one(); goto Break;  
L2: two(); goto Break;  
L3: three(); goto Break;  
L4: four(); goto Break;  
Break:
```

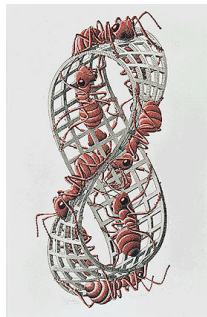


## Recursion and Iteration

To compute  $\sum_{i=0}^{10} f(i)$  in C,

the most obvious technique is iteration:

```
double total = 0;
for ( i = 0 ; i <= 10 ; i++ )
    total += f(i);
```



# Recursion and Iteration

To compute  $\sum_{i=0}^{10} f(i)$  in C,

the most obvious technique is iteration:

```
double total = 0;
for ( i = 0 ; i <= 10 ; i++ )
    total += f(i);
```

But this can also be defined recursively

```
double sum(int i, double acc)
{
    if ( i <= 10 )
        return sum(i+1, acc + f(i));
    else
        return acc;
}

sum(0, 0.0);
```



## Tail-Recursion and Iteration

```
int gcd(int a, int b) {  
    if ( a==b ) return a;  
    else if ( a > b ) return gcd(a-b,b);  
    else return gcd(a,b-a);  
}
```

Notice: no computation follows any recursive calls.

Stack is not necessary: all variables “dead” after the call.

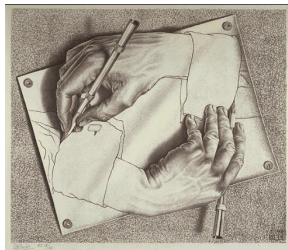
Local variable space can be reused. Trivial since the collection of variables is the same.

Works in O’Caml, too

```
let rec gcd a b =  
    if a = b then a  
    else if a > b then gcd (a - b) b  
    else gcd a (b - a)
```

# Tail-Recursion and Iteration

```
int gcd(int a, int b) {  
    if ( a==b ) return a;  
    else if ( a > b ) return gcd(a-b,b);  
    else return gcd(a,b-a);  
}
```



Can be rewritten into:

```
int gcd(int a, int b) {  
start:  
    if ( a==b ) return a;  
    else if ( a > b ) a = a-b; goto start;  
    else b = b-a; goto start;  
}
```

Good compilers, especially those for functional languages, identify and optimize tail recursive functions.

Less common for imperative languages, but gcc -O was able to handle this example.

## Applicative- and Normal-Order Evaluation

```
int p(int i) {  
    printf("%d ", i);  
    return i;  
}  
  
void q(int a, int b, int c)  
{  
    int total = a;  
    printf("%d ", b);  
    total += c;  
}  
  
q( p(1), 2, p(3) );
```

What does this print?

## Applicative- and Normal-Order Evaluation

```
int p(int i) {  
    printf("%d ", i);  
    return i;  
}  
  
void q(int a, int b, int c)  
{  
    int total = a;  
    printf("%d ", b);  
    total += c;  
}  
  
q( p(1), 2, p(3) );
```

What does this print?

Applicative: arguments evaluated before function is called.

Result: 1 3 2

Normal: arguments evaluated when used.

Result: 1 2 3

## Applicative- vs. and Normal-Order

Most languages use applicative order.

Macro-like languages often use normal order.

```
#define p(x) (printf("%d ",x), x)

#define q(a,b,c) total = (a), \
    printf("%d ", (b)), \
    total += (c)

q( p(1), 2, p(3) );
```

Prints 1 2 3.

Some functional languages also use normal order evaluation to avoid doing work. “Lazy Evaluation”

# Argument Order Evaluation

C does not define argument evaluation order:

```
int p(int i) {  
    printf("%d ", i);  
    return i;  
}  
  
int q(int a, int b, int c) {}  
  
q( p(1), p(2), p(3) );
```

Might print 1 2 3, 3 2 1, or something else.

This is an example of *nondeterminism*.



## Nondeterminism

Nondeterminism is not the same as random:

Compiler usually chooses an order when generating code.

Optimization, exact expressions, or run-time values may affect behavior.

Bottom line: don't know what code will do, but often know set of possibilities.

```
int p(int i) { printf("%d ", i); return i; }  
int q(int a, int b, int c) {}  
q( p(1), p(2), p(3) );
```

Will *not* print 5 6 7. It will print one of

1 2 3, 1 3 2, 2 1 3, 2 3 1, 3 1 2, 3 2 1

# Nondeterminism

Nondeterminism lurks in most languages in one form or another.

Especially prevalent in concurrent languages.

Sometimes it's convenient, though:

```
if a >= b -> max := a  
[] b >= a -> max := b  
fi
```

Nondeterministic (irrelevant) choice when  $a=b$ .

Often want to avoid it, however.